

MORGAN STANLEY

FORM 424B2

(Prospectus filed pursuant to Rule 424(b)(2))

Filed 06/26/26

Address	1585 BROADWAY NEW YORK, NY, 10036
Telephone	2127614000
CIK	0000895421
Symbol	MS
SIC Code	6211 - Security Brokers, Dealers and Flotation Companies
Industry	Investment Banking & Brokerage Services
Sector	Financials
Fiscal Year	12/31

Morgan Stanley Finance LLC

STRUCTURED INVESTMENTS

Buffered Jump Securities with Auto-Callable Feature and Downside Factor due June 28, 2029

Based on the Worst Performing of the State Street[®] Health Care Select Sector SPDR[®] ETF, the State Street[®] SPDR[®] S&P 500[®] ETF Trust and the State Street[®] Utilities Select Sector SPDR[®] ETF

Fully and Unconditionally Guaranteed by Morgan Stanley

Principal at Risk Securities

- The securities are unsecured obligations of Morgan Stanley Finance LLC (“MSFL”) and are fully and unconditionally guaranteed by Morgan Stanley. The securities have the terms described in the accompanying product supplement, index supplement, tax supplement and prospectus, as supplemented or modified by this document. The securities do not guarantee the repayment of principal and do not provide for the regular payment of interest.
- Automatic early redemption.** The securities will be automatically redeemed if the closing level of **each** underlier is **greater than or equal to** its call threshold level on the first determination date for the early redemption payment. No further payments will be made on the securities once they have been automatically redeemed.
- Payment at maturity.** If the securities have not been automatically redeemed prior to maturity and the final level of **each** underlier is **greater than** its initial level, investors will receive the stated principal amount *plus* the upside payment. If the final level of **any** underlier is **equal to or less than its initial level** but the final level of **each** underlier is **greater than or equal to its buffer level**, investors will receive only the stated principal amount at maturity. If, however, the final level of **any** underlier is **less than** its buffer level, investors will lose 1.1765% for every 1% decline in the level of the worst performing underlier beyond the specified buffer amount. **Under these circumstances, the payment at maturity will be less, and may be significantly less, than the stated principal amount and could be zero.**
- The value of the securities is based on the worst performing underlier.** The fact that the securities are linked to more than one underlier does not provide any asset diversification benefits and instead means that a decline in the level of any underlier beyond its buffer level will adversely affect your return on the securities, even if the other underliers have appreciated or have not declined as much.
- The securities are for investors who are willing to risk their principal and forgo current income in exchange for the buffer feature and the possibility of receiving an early redemption payment or payment at maturity that exceeds the stated principal amount. **Investors in the securities must be willing to accept the risk of losing their entire initial investment based on the performance of any underlier.** The securities are notes issued as part of MSFL’s Series A Global Medium-Term Notes program.
- All payments are subject to our credit risk. If we default on our obligations, you could lose some or all of your investment. These securities are not secured obligations and you will not have any security interest in, or otherwise have any access to, any underlying reference asset or assets.**

FINAL TERMS	
Issuer:	Morgan Stanley Finance LLC
Guarantor:	Morgan Stanley
Stated principal amount:	\$1,000 per security
Issue price:	\$1,000 per security (see “Commissions and issue price” below)
Aggregate principal amount:	\$1,094,000
Underliers:	State Street [®] Health Care Select Sector SPDR [®] ETF (the “XLV Fund”), State Street [®] SPDR [®] S&P 500 [®] ETF Trust (the “SPY Fund”) and State Street [®] Utilities Select Sector SPDR [®] ETF (the “XLU Fund”). We refer to each of the XLV Fund, the SPY Fund and the XLU Fund as an underlying fund.
Strike date:	June 24, 2026
Pricing date:	June 24, 2026
Original issue date:	June 29, 2026
Final determination date:	June 25, 2029, subject to postponement for non-trading days and certain market disruption events
Maturity date:	June 28, 2029

Terms continued on the following page

Agent:	Morgan Stanley & Co. LLC (“MS & Co.”), an affiliate of MSFL and a wholly owned subsidiary of Morgan Stanley. See “Supplemental information regarding plan of distribution; conflicts of interest.”		
Estimated value on the pricing date:	\$986.70 per security. See “Estimated Value of the Securities” on page 3.		
Commissions and issue price:	Price to public	Agent’s commissions and fees ⁽¹⁾⁽²⁾	Proceeds to us ⁽³⁾
Per security	\$1,000	\$7.50	\$992.50
Total	\$1,094,000	\$8,205	\$1,085,795

(1) The securities will be sold only to investors purchasing the securities in fee-based advisory accounts.

(2) MS & Co. expects to sell all of the securities that it purchases from us to an unaffiliated dealer at a price of \$992.50 per security, for further sale to certain fee-based advisory accounts at the price to public of \$1,000 per security. MS & Co. will not receive a sales commission with respect to the securities. See “Supplemental information regarding plan of distribution; conflicts of interest.” For additional information, see “Plan of Distribution (Conflicts of Interest)” in the accompanying product supplement.

(3) See “Use of Proceeds and Hedging” in the accompanying product supplement.

The securities involve risks not associated with an investment in ordinary debt securities. See “Risk Factors” beginning on page 8.

The Securities and Exchange Commission and state securities regulators have not approved or disapproved these securities, or determined if this document or the accompanying product supplement, index supplement, tax supplement and prospectus is truthful or complete. Any representation to the contrary is a criminal offense.

The securities are not deposits or savings accounts and are not insured by the Federal Deposit Insurance Corporation or any other governmental agency or instrumentality, nor are they obligations of, or guaranteed by, a bank.

You should read this document together with the related product supplement, index supplement, tax supplement and prospectus, each of which can be accessed via the hyperlinks below. Please also see “Additional Terms of the Securities” and “Additional Information About the Securities” at the end of this document.

References to “we,” “us” and “our” refer to Morgan Stanley or MSFL, or Morgan Stanley and MSFL collectively, as the context requires.

[Product Supplement for Principal at Risk Securities dated April 8, 2026](#) [Index Supplement dated April 8, 2026](#)

[Tax Supplement dated April 8, 2026](#) [Prospectus dated April 8, 2026](#)

Buffered Jump Securities with Auto-Callable Feature and Downside Factor

Principal at Risk Securities

Terms continued from the previous page

Automatic early redemption:	If, on the first determination date, the closing level of each underlier is greater than or equal to its call threshold level, the securities will be automatically redeemed for the early redemption payment on the early redemption date. No further payments will be made on the securities once they have been automatically redeemed.
First determination date:	June 25, 2027, subject to postponement for non-trading days and certain market disruption events
Call threshold level:	With respect to the XLV Fund, \$153.35, which is 100% of its initial level With respect to the SPY Fund, \$733.24, which is 100% of its initial level With respect to the XLU Fund, \$45.54, which is 100% of its initial level
Early redemption payment:	\$1,336.50 per security
Early redemption date:	June 30, 2027
Payment at maturity per security:	If the securities have not been automatically redeemed prior to maturity, investors will receive a payment at maturity determined as follows: <ul style="list-style-type: none"> • If the final level of each underlier is greater than its initial level: stated principal amount + upside payment • If the final level of any underlier is equal to or less than its initial level but the final level of each underlier is greater than or equal to its buffer level: stated principal amount • If the final level of any underlier is less than its buffer level: stated principal amount + [stated principal amount × (underlier percent change of the worst performing underlier + buffer amount) × downside factor] <p><i>Under these circumstances, the payment at maturity will be less, and may be significantly less, than the stated principal amount and could be zero.</i></p>
Final level:	With respect to each underlier, the closing level on the final determination date
Initial level:	With respect to the XLV Fund, \$153.35, which is its closing level on the strike date With respect to the SPY Fund, \$733.24, which is its closing level on the strike date With respect to the XLU Fund, \$45.54, which is its closing level on the strike date
Upside payment:	stated principal amount × participation rate × underlier percent change of the worst performing underlier
Participation rate:	200%
Underlier percent change:	With respect to each underlier, (final level – initial level) / initial level
Closing level:	"Closing level" and "adjustment factor" have the meanings set forth under "General Terms of the Securities—Some Definitions" in the accompanying product supplement.
Worst performing underlier:	The underlier with the lowest percentage return from its initial level to its final level
Buffer level:	With respect to the XLV Fund, \$130.348, which is 85% of its initial level* With respect to the SPY Fund, \$623.254, which is 85% of its initial level* With respect to the XLU Fund, \$38.709, which is 85% of its initial level*
Buffer amount:	15%
Downside factor:	1.1765
Minimum payment at maturity:	None
Performance factor:	With respect to each underlier, final level / initial level
CUSIP:	61781GSY8
ISIN:	US61781GSY88
Listing:	The securities will not be listed on any securities exchange.

*As necessary, calculated levels have been rounded to three decimal places.

Estimated Value of the Securities

The original issue price of each security is \$1,000. This price includes costs associated with issuing, selling, structuring and hedging the securities, which are borne by you, and, consequently, the estimated value of the securities on the pricing date is less than \$1,000. Our estimate of the value of the securities as determined on the pricing date is set forth on the cover of this document.

What goes into the estimated value on the pricing date?

In valuing the securities on the pricing date, we take into account that the securities comprise both a debt component and a performance-based component linked to the underliers. The estimated value of the securities is determined using our own pricing and valuation models, market inputs and assumptions relating to the underliers, instruments based on the underliers, volatility and other factors including current and expected interest rates, as well as an interest rate related to our secondary market credit spread, which is the implied interest rate at which our conventional fixed rate debt trades in the secondary market.

What determines the economic terms of the securities?

In determining the economic terms of the securities, we use an internal funding rate, which is likely to be lower than our secondary market credit spreads and therefore advantageous to us. If the issuing, selling, structuring and hedging costs borne by you were lower or if the internal funding rate were higher, one or more of the economic terms of the securities would be more favorable to you.

What is the relationship between the estimated value on the pricing date and the secondary market price of the securities?

The price at which MS & Co. purchases the securities in the secondary market, absent changes in market conditions, including those related to the underliers, may vary from, and be lower than, the estimated value on the pricing date, because the secondary market price takes into account our secondary market credit spread as well as the bid-offer spread that MS & Co. would charge in a secondary market transaction of this type and other factors. However, because the costs associated with issuing, selling, structuring and hedging the securities are not fully deducted upon issuance, to the extent that MS & Co. may buy or sell the securities in the secondary market during the amortization period specified herein, absent changes in market conditions, including those related to the underliers, and to our secondary market credit spreads, it would do so based on values higher than the estimated value. We expect that those higher values will also be reflected in your brokerage account statements.

MS & Co. may, but is not obligated to, make a market in the securities, and, if it once chooses to make a market, may cease doing so at any time.

Buffered Jump Securities with Auto-Callable Feature and Downside Factor

Principal at Risk Securities

Hypothetical Examples

The following hypothetical examples illustrate how to determine whether the securities will be automatically redeemed with respect to the first determination date and how to calculate the payment at maturity if the securities have not been automatically redeemed prior to maturity. The following examples are for illustrative purposes only. Whether the securities are automatically redeemed prior to maturity will be determined by reference to the closing level of each underlier on the first determination date. The payment at maturity will be determined by reference to the closing level of each underlier on the final determination date. The actual initial level, call threshold level and buffer level for each underlier were determined on the strike date. All payments on the securities are subject to our credit risk. The numbers in the hypothetical examples below may have been rounded for ease of analysis. The below examples are based on the following terms:

Stated principal amount:	\$1,000 per security
Hypothetical initial level:	With respect to the XLV Fund, \$100.00* With respect to the SPY Fund, \$100.00* With respect to the XLU Fund, \$100.00*
Hypothetical call threshold level:	With respect to the XLV Fund, \$100.00, which is 100% of its hypothetical initial level With respect to the SPY Fund, \$100.00, which is 100% of its hypothetical initial level With respect to the XLU Fund, \$100.00, which is 100% of its hypothetical initial level
Hypothetical buffer level:	With respect to the XLV Fund, \$85.00, which is 85% of its hypothetical initial level With respect to the SPY Fund, \$85.00, which is 85% of its hypothetical initial level With respect to the XLU Fund, \$85.00, which is 85% of its hypothetical initial level
Buffer amount:	15%
Downside factor:	1.1765
Minimum payment at maturity:	None
Early redemption payment:	\$1,336.50 per security
Participation rate:	200%

*The hypothetical initial level of \$100.00 for each underlier has been chosen for illustrative purposes only and does not represent the actual initial level of any underlier. Please see "Historical Information" below for historical data regarding the actual closing levels of the underliers.

How to determine whether the securities will be automatically redeemed with respect to the first determination date:

	Closing Level of the XLV Fund on the First Determination Date	Closing Level of the SPY Fund on the First Determination Date	Closing Level of the XLU Fund on the First Determination Date	Early Redemption Payment
Example #1	\$65.00 (less than its call threshold level)	\$145.00 (greater than or equal to its call threshold level)	\$150.00 (greater than or equal to its call threshold level)	N/A
Example #2	\$125.00 (greater than or equal to its call threshold level)	\$160.00 (greater than or equal to its call threshold level)	\$135.00 (greater than or equal to its call threshold level)	\$1,336.50

In example #1, because the closing level of **at least one** underlier is **less than** its call threshold level on the first determination date, the securities are not automatically redeemed on the early redemption date.

In example #2, because the closing level of **each** underlier is **greater than or equal to** its call threshold level on the first determination date, the securities are automatically redeemed on the early redemption date for the early redemption payment. Investors do not participate in any appreciation of **any** underlier. No further payments are made on the securities once they have been automatically redeemed.

If the closing level of any underlier is less than its call threshold level on the first determination date, the securities will not be automatically redeemed prior to maturity.

Buffered Jump Securities with Auto-Callable Feature and Downside Factor

Principal at Risk Securities

How to calculate the payment at maturity (if the securities have not been automatically redeemed):

The hypothetical examples below illustrate how to calculate the payment at maturity if the securities have not been automatically redeemed prior to maturity.

	Final Level of the XLV Fund	Final Level of the SPY Fund	Final Level of the XLU Fund	Payment at Maturity per Security
Example #1	\$120.00 (greater than its initial level)	\$105.00 (greater than its initial level)	\$165.00 (greater than its initial level)	stated principal amount + upside payment = stated principal amount + (stated principal amount × participation rate × underlier percent change of the worst performing underlier) = $\$1,000 + (\$1,000 \times 200\% \times 5\%) =$ $\$1,100$
Example #2	\$90.00 (equal to or less than its initial level but greater than or equal to its buffer level)	\$110.00 (greater than or equal to its initial level)	\$150.00 (greater than or equal to its initial level)	\$1,000
Example #3	\$30.00 (less than its buffer level)	\$95.00 (equal to or less than its initial level but greater than its buffer level)	\$145.00 (greater than its initial level)	stated principal amount + [stated principal amount × (underlier percent change of the worst performing underlier + buffer amount) × downside factor] = $\$1,000 + [\$1,000 \times (-70\% + 15\%) \times 1.1765] =$ $\$1,000 + (\$1,000 \times -55\% \times 1.1765) =$ $\$352.925$
Example #4	\$40.00 (less than its buffer level)	\$20.00 (less than its buffer level)	\$35.00 (less than its buffer level)	$\$1,000 + [\$1,000 \times (-80\% + 15\%) \times 1.1765] =$ $\$1,000 + (\$1,000 \times -65\% \times 1.1765) =$ $\$235.275$

In example #1, the final level of **each** underlier is **greater than** its initial level. Therefore, investors receive at maturity the stated principal amount *plus* 200% of the appreciation of the worst performing underlier over the term of the securities.

In example #2, the final level of **at least one** underlier is **equal to or less than** its initial level, but the final level of **each** underlier is **greater than or equal to** its buffer level. Therefore, investors receive at maturity the stated principal amount.



In examples #3 and #4, the final level of **at least one** underlier is **less than** its buffer level. Therefore, investors receive at maturity a payment that reflects a loss of 1.1765% of principal for each 1% decline in the level of the worst performing underlier beyond the buffer amount.

If the securities have not been automatically redeemed prior to maturity and the final level of any underlier is less than its buffer level, you will be exposed to the negative performance of the worst performing underlier beyond the buffer amount at maturity, and your payment at maturity will be less, and may be significantly less, than the stated principal amount of the securities and could be zero.

Risk Factors

This section describes the material risks relating to the securities. For further discussion of these and other risks, you should read the section entitled "Risk Factors" in the accompanying product supplement, tax supplement and prospectus. We also urge you to consult with your investment, legal, tax, accounting and other advisers in connection with your investment in the securities.

Risks Relating to an Investment in the Securities

- **The securities do not guarantee the return of any principal and do not pay interest.** The terms of the securities differ from those of ordinary debt securities in that they do not guarantee the repayment of any principal and do not pay interest. If the securities have not been automatically redeemed prior to maturity and the final level of **any** underlier is **less than** its buffer level, the payout at maturity will be an amount in cash that is less, and may be significantly less, than the stated principal amount of each security, and you will lose an amount proportionate to the decline in the level of the worst performing underlier beyond the specified buffer amount *multiplied* by the downside factor. **There is no minimum payment at maturity on the securities, and, accordingly, you could lose your entire initial investment in the securities.**
- **If the securities are automatically redeemed prior to maturity, the appreciation potential of the securities is limited by the fixed early redemption payment specified for the first determination date.** If the closing level of **each** underlier is **greater than or equal to** its call threshold level on the first determination date, the appreciation potential of the securities is limited by the fixed early redemption payment, and no further payments will be made on the securities once they have been redeemed. If the securities are automatically redeemed prior to maturity, you will not participate in any appreciation of any underlier, which could be significant. The fixed early redemption payment may be less than the payment at maturity you would receive for the same level of appreciation of the worst performing underlier had the securities not been automatically redeemed and instead remained outstanding until maturity.
- **The securities are subject to early redemption risk.** The term of your investment in the securities may be shortened due to the automatic early redemption feature of the securities. If the securities are automatically redeemed prior to maturity, you will receive no further payments on the securities, may be forced to invest in a lower interest rate environment and may not be able to reinvest at comparable terms or returns. However, under no circumstances will the securities be redeemed prior to the first determination date.
- **The market price of the securities may be influenced by many unpredictable factors.** Several factors, many of which are beyond our control, will influence the value of the securities in the secondary market and the price at which MS & Co. may be willing to purchase or sell the securities in the secondary market. We expect that generally the value of each underlier at any time will affect the value of the securities more than any other single factor. Other factors that may influence the value of the securities include:
 - the volatility (frequency and magnitude of changes in value) of the underliers;
 - interest and yield rates in the market;
 - dividend rates on the underliers, as applicable;
 - the level of correlation between the underliers;
 - geopolitical conditions and economic, financial, political, regulatory or judicial events that affect the underliers or markets generally;
 - the availability of comparable instruments;
 - the occurrence of certain events affecting an underlier that may or may not require an adjustment to an adjustment factor;
 - the composition of any underlier and changes in such composition, as applicable;
 - the time remaining until the securities mature; and
 - any actual or anticipated changes in our credit ratings or credit spreads.

Some or all of these factors will influence the price that you will receive if you sell your securities prior to maturity. Generally, the longer the time remaining to maturity, the more the market price of the securities will be affected by the other factors described above. For example, you may have to sell your securities at a substantial discount from the stated principal amount if, at the time of sale, the closing level of any underlier is at, below or not sufficiently above its buffer level, or if market interest rates rise.

You can review the historical closing levels of the underliers in the section of this document called "Historical Information." You cannot predict the future performance of an underlier based on its historical performance. The values of the underliers may be, and have recently been, volatile, and we can give you no assurance that the volatility will lessen. There can be no assurance that the closing level of **each** underlier will be **greater than or equal to** its call threshold level on the first determination date so that the securities will be automatically redeemed for the early redemption payment prior to maturity, or that the final level of **each** underlier will be **greater than or equal to** its buffer level so that you do not suffer a loss of some or all of your initial investment in the securities.

Buffered Jump Securities with Auto-Callable Feature and Downside Factor

Principal at Risk Securities

- **The securities are subject to our credit risk, and any actual or anticipated changes to our credit ratings or credit spreads may adversely affect the market value of the securities.** You are dependent on our ability to pay all amounts due on the securities, and, therefore, you are subject to our credit risk. The securities are not guaranteed by any other entity. If we default on our obligations under the securities, your investment would be at risk and you could lose some or all of your investment. As a result, the market value of the securities prior to maturity will be affected by changes in the market's view of our creditworthiness. Any actual or anticipated decline in our credit ratings or increase in the credit spreads charged by the market for taking our credit risk is likely to adversely affect the market value of the securities.
- **As a finance subsidiary, MSFL has no independent operations and will have no independent assets.** As a finance subsidiary, MSFL has no independent operations beyond the issuance and administration of its securities and will have no independent assets available for distributions to holders of MSFL securities if they make claims in respect of such securities in a bankruptcy, resolution or similar proceeding. Accordingly, any recoveries by such holders will be limited to those available under the related guarantee by Morgan Stanley and that guarantee will rank *pari passu* with all other unsecured, unsubordinated obligations of Morgan Stanley. Holders will have recourse only to a single claim against Morgan Stanley and its assets under the guarantee. Holders of securities issued by MSFL should accordingly assume that in any such proceedings they would not have any priority over and should be treated *pari passu* with the claims of other unsecured, unsubordinated creditors of Morgan Stanley, including holders of Morgan Stanley-issued securities.
- **The rate we are willing to pay for securities of this type, maturity and issuance size is likely to be lower than the rate implied by our secondary market credit spreads and advantageous to us. Both the lower rate and the inclusion of costs associated with issuing, selling, structuring and hedging the securities in the original issue price reduce the economic terms of the securities, cause the estimated value of the securities to be less than the original issue price and will adversely affect secondary market prices.** Assuming no change in market conditions or any other relevant factors, the prices, if any, at which dealers, including MS & Co., may be willing to purchase the securities in secondary market transactions will likely be significantly lower than the original issue price, because secondary market prices will exclude the issuing, selling, structuring and hedging-related costs that are included in the original issue price and borne by you and because the secondary market prices will reflect our secondary market credit spreads and the bid-offer spread that any dealer would charge in a secondary market transaction of this type as well as other factors.

The inclusion of the costs of issuing, selling, structuring and hedging the securities in the original issue price and the lower rate we are willing to pay as issuer make the economic terms of the securities less favorable to you than they otherwise would be.

However, because the costs associated with issuing, selling, structuring and hedging the securities are not fully deducted upon issuance, to the extent that MS & Co. may buy or sell the securities in the secondary market during the amortization period specified herein, absent changes in market conditions, including those related to the underliers, and to our secondary market credit spreads, it would do so based on values higher than the estimated value, and we expect that those higher values will also be reflected in your brokerage account statements.

- **The estimated value of the securities is determined by reference to our pricing and valuation models, which may differ from those of other dealers and is not a maximum or minimum secondary market price.** These pricing and valuation models are proprietary and rely in part on subjective views of certain market inputs and certain assumptions about future events, which may prove to be incorrect. As a result, because there is no market-standard way to value these types of securities, our models may yield a higher estimated value of the securities than those generated by others, including other dealers in the market, if they attempted to value the securities. In addition, the estimated value on the pricing date does not represent a minimum or maximum price at which dealers, including MS & Co., would be willing to purchase your securities in the secondary market (if any exists) at any time. The value of your securities at any time after the date of this document will vary based on many factors that cannot be predicted with accuracy, including our creditworthiness and changes in market conditions. See also "The market price of the securities may be influenced by many unpredictable factors" above.
- **The securities will not be listed on any securities exchange and secondary trading may be limited.** The securities will not be listed on any securities exchange. Therefore, there may be little or no secondary market for the securities. MS & Co. may, but is not obligated to, make a market in the securities and, if it once chooses to make a market, may cease doing so at any time. When it does make a market, it will generally do so for transactions of routine secondary market size at prices based on its estimate of the current value of the securities, taking into account its bid/offer spread, our credit spreads, market volatility, the notional size of the proposed sale, the cost of unwinding any related hedging positions, the time remaining to maturity and the likelihood that it will be able to resell the securities. Even if there is a secondary market, it may not provide enough liquidity to allow you to trade or sell the securities easily. Since other broker-dealers may not participate significantly in the secondary market for the securities, the price at which you may be able to trade your securities is likely to depend on the price, if any, at which MS & Co. is willing to transact. If, at any time, MS & Co. were to cease making a market in the securities, it is likely that there would be no secondary market for the securities. Accordingly, you should be willing to hold your securities to maturity.
- **As discussed in more detail in the accompanying product supplement, investing in the securities is not equivalent to investing in the underlier(s).**

- **The U.S. federal income tax consequences of an investment in the securities offered by this pricing supplement are uncertain.** There is no direct legal authority regarding the proper U.S. federal income tax treatment of the securities, and significant aspects of the tax treatment of the securities are uncertain. Moreover, the securities may be subject to the “constructive ownership” regime, in which case certain adverse tax consequences may apply upon your disposition of a security. You should review carefully the section entitled “United States Federal Income Tax Considerations” herein, in combination with the section entitled “United States Federal Taxation” in the accompanying tax supplement, and consult your tax adviser regarding the U.S. federal income tax consequences of an investment in the securities.

Risks Relating to the Underlier(s)

- **Because your return on the securities will depend upon the performance of the underlier(s), the securities are subject to the following risk(s), as discussed in more detail in the accompanying product supplement.**
 - You are exposed to the price risk of each underlier.
 - Because the securities are linked to the performance of the worst performing underlier, you are exposed to a greater risk of not receiving a positive return on the securities and/or sustaining a loss on your investment than if the securities were linked to just one underlier.
 - Adjustments to an underlying fund or the index tracked by such underlying fund could adversely affect the value of the securities.
 - The performance and market price of an underlying fund, particularly during periods of market volatility, may not correlate with the performance of its share underlying index, the performance of the component securities of its share underlying index or the net asset value per share of such underlying fund.
 - The anti-dilution adjustments the calculation agent is required to make do not cover every event that could affect an underlying fund.
- **The securities are subject to risks associated with investments in securities with a concentration in the health care sector.** The securities included in the Health Care Select Sector Index and that are generally tracked by the State Street[®] Health Care Select Sector SPDR[®] ETF are securities of companies whose primary business is directly associated with the health care sector.

Companies in the health care sector are subject to extensive government regulation and their profitability can be significantly affected by restrictions on government reimbursement for medical expenses, rising costs of medical products and services, pricing pressure (including price discounting), limited product lines and an increased emphasis on the delivery of health care through outpatient services. Companies in the health care sector are heavily dependent on obtaining and defending patents, which may be time consuming and costly, and the expiration of patents may also adversely affect the profitability of these companies. Health care companies are also subject to extensive litigation based on product liability and similar claims. In addition, their products can become obsolete due to industry innovation, changes in technologies or other market developments. Many new products in the health care sector require significant research and development and may be subject to regulatory approvals, all of which may be time consuming and costly with no guarantee that any product will come to market. These factors could affect the health care sector and could affect the value of the securities held by the Health Care Select Sector SPDR[®] Fund and the value of the Health Care Select Sector SPDR[®] Fund during the term of the securities, which may adversely affect the value of the securities.

- **The securities are subject to risks associated with investments in securities with a concentration in the utilities sector.** The securities included in the Utilities Select Sector Index and that are generally tracked by the State Street[®] Utilities Select Sector SPDR[®] ETF are securities of companies whose primary business is directly associated with the utilities sector.
- Utility companies are affected by supply and demand, operating costs, government regulation, environmental factors, liabilities for environmental damage, general civil liabilities and rate caps or rate changes. Although rate changes of a regulated utility usually fluctuate in approximate correlation with financing costs, due to political and regulatory factors, rate changes ordinarily occur only following a delay after the changes in financing costs. This factor will tend to favorably affect a regulated utility company's earnings and dividends in times of decreasing costs, but, conversely, will tend to adversely affect earnings and dividends when costs are rising. The value of regulated utility equity securities may tend to have an inverse relationship to the movement of interest rates. Certain utility companies have experienced full or partial deregulation in recent years. These utility companies are frequently more similar to industrial companies in that they are subject to greater competition and have been permitted by regulators to diversify outside of their original geographic regions and their traditional lines of business. These opportunities may permit certain utility companies to earn more than their traditional regulated rates of return. Some companies, however, may be forced to defend their core business and may be less profitable. In addition, natural disasters, terrorist attacks, government intervention or other factors may render a utility company's equipment unusable or obsolete and negatively impact profitability. Among the risks that may affect utility companies are the following: risks of increases in fuel and other operating costs; the high cost of borrowing to finance capital construction during inflationary periods; restrictions on operations and increased costs and delays associated with compliance with environmental and nuclear safety regulations; and the difficulties involved in obtaining natural gas for resale or fuel for generating electricity at reasonable prices. Other risks include those related to the construction and operation of nuclear power plants, the effects of energy conservation and the effects of regulatory changes. The value of the securities may be subject to greater volatility

and be more adversely affected by a single economic, political or regulatory occurrence affecting the utilities sector than a different investment linked to securities of a more broadly diversified group of issuers.

Risks Relating to Conflicts of Interest

In engaging in certain activities described below and as discussed in more detail in the accompanying product supplement, our affiliates may take actions that may adversely affect the value of and your return on the securities, and in so doing they will have no obligation to consider your interests as an investor in the securities.

- **The calculation agent, which is a subsidiary of Morgan Stanley and an affiliate of MSFL, will make determinations with respect to the securities.** As calculation agent, MS & Co. will make any determinations necessary to calculate any payment(s) on the securities. Moreover, certain determinations made by MS & Co., in its capacity as calculation agent, may require it to exercise discretion and make subjective judgments, which may adversely affect your return on the securities. In addition, MS & Co. has determined the estimated value of the securities on the pricing date.
- **Hedging and trading activity by our affiliates could potentially adversely affect the value of the securities.**

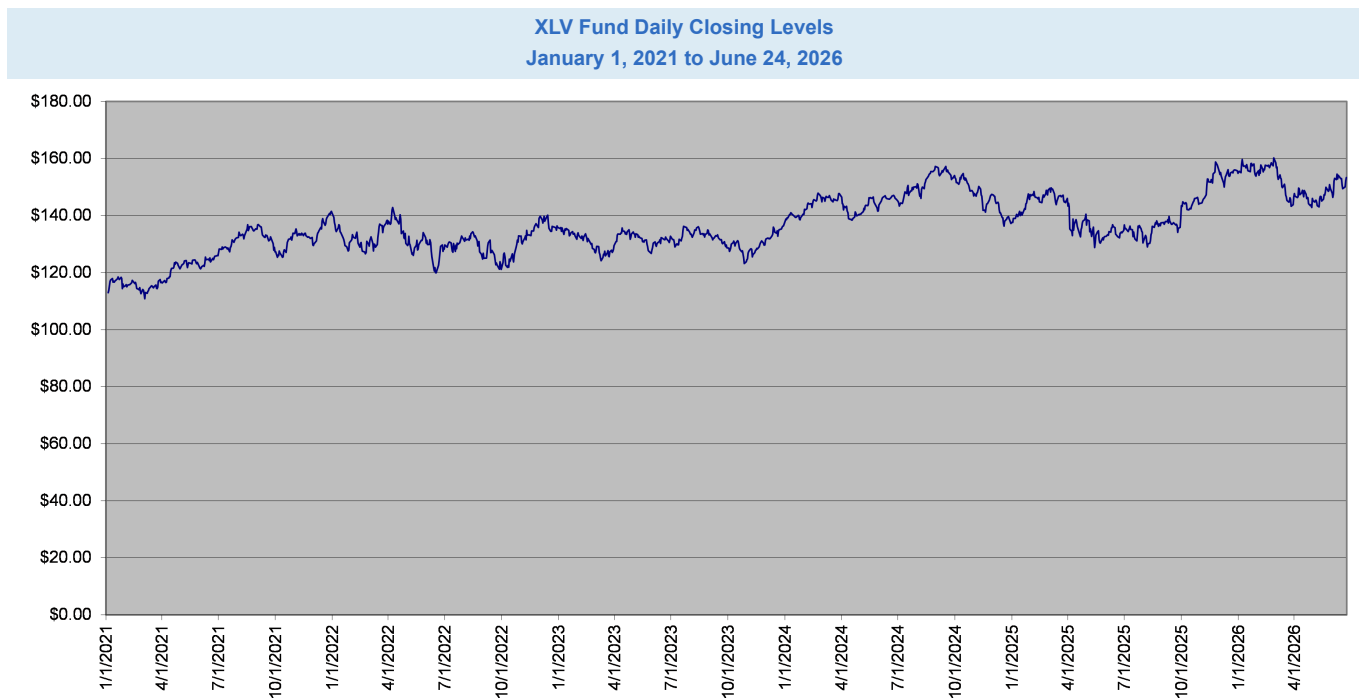
Historical Information

State Street® Health Care Select Sector SPDR® ETF Overview

Bloomberg Ticker Symbol: XLV UP

The State Street® Health Care Select Sector SPDR® ETF is an exchange-traded fund that seeks investment results that correspond generally to the price and yield performance, before fees and expenses, of its share underlying index, which is the Health Care Select Sector Index. The underlying fund manager with respect to the State Street® Health Care Select Sector SPDR® ETF is the Select Sector SPDR® Trust, which is a registered investment company. Effective December 1, 2025, the underlier changed its name from Health Care Select Sector SPDR® Fund to State Street® Health Care Select Sector SPDR® ETF. It is possible that the underlier may not fully replicate the performance of its share underlying index due to the temporary unavailability of certain securities in the secondary market or due to other extraordinary circumstances. Information provided to or filed with the Securities and Exchange Commission by the underlying fund manager pursuant to the Securities Act of 1933 and the Investment Company Act of 1940 can be located by reference to Securities and Exchange Commission file numbers 333-57791 and 811-08837, respectively, through the Securities and Exchange Commission's website at www.sec.gov. In addition, information regarding the underlier may be obtained from other sources including, but not limited to, press releases, newspaper articles and other publicly disseminated documents. **Neither we nor the agent makes any representation that such publicly available documents or any other publicly available information regarding the underlier is accurate or complete.**

The closing level of the XLV Fund on June 24, 2026 was \$153.35. The following graph sets forth the daily closing levels of the underlier for the period noted below. We obtained the historical information presented in this document from Bloomberg Financial Markets, without independent verification. The underlier has at times experienced periods of high volatility. You should not take the historical closing levels of the underlier as an indication of its future performance, and no assurance can be given as to the closing level of the underlier at any time.



This document relates only to the securities referenced hereby and does not relate to the underlier. We have derived all disclosures contained in this document regarding the underlier from the publicly available documents described above. In connection with this offering of securities, neither we nor the agent has participated in the preparation of such documents or made any due diligence inquiry with respect to the underlier. Neither we nor the agent makes any representation that such publicly available documents or any other publicly available information regarding the underlier is accurate or complete. Furthermore, we cannot give any assurance that all events occurring prior to the date hereof (including events that would affect the accuracy or completeness of the publicly available documents described above) that would affect the trading price of the underlier (and therefore the closing level of the underlier on the strike date) have been publicly disclosed. Subsequent disclosure of any such events or the disclosure of or failure to disclose material future events concerning the underlier could affect the value received with respect to the securities and therefore the value of the securities.

Neither we nor any of our affiliates makes any representation to you as to the performance of the underlier.

We and/or our affiliates may presently or from time to time engage in business with the underlying fund manager. In the course of such business, we and/or our affiliates may acquire non-public information with respect to the underlier, and neither we nor any of our affiliates undertakes to disclose any such information to you. In addition, one or more of our affiliates may publish research reports with respect to the underlier. The statements in the preceding two sentences are not intended to affect the rights of investors in the securities under the securities laws. You should undertake an independent investigation of the underlier as in your judgment is appropriate to make an informed decision with respect to an investment linked to the underlier.

The securities are not sponsored, endorsed, sold, or promoted by the underlying fund manager. The underlying fund manager makes no representations or warranties to the owners of the securities or any member of the public regarding the advisability of investing in the securities. The underlying fund manager has no obligation or liability in connection with the operation, marketing, trading or sale of the securities.

Health Care Select Sector Index. The Health Care Select Sector Index, which is one of the Select Sector sub-indices of the S&P 500[®] Index, is intended to give investors an efficient, modified market capitalization-based way to track the movements of certain public companies that represent the health care sector of the S&P 500[®] Index. The share underlying index publisher with respect to the Health Care Select Sector Index is S&P[®] Dow Jones Indices LLC, or any successor thereof. The Health Care Select Sector Index includes component stocks in industries such as health care equipment and supplies; health care providers and services; health care technology; biotechnology; pharmaceuticals; biotechnology; and life sciences tools and services. For more information, see "S&P[®] Select Sector Indices—Health Care Select Sector Index" in the accompanying index supplement.

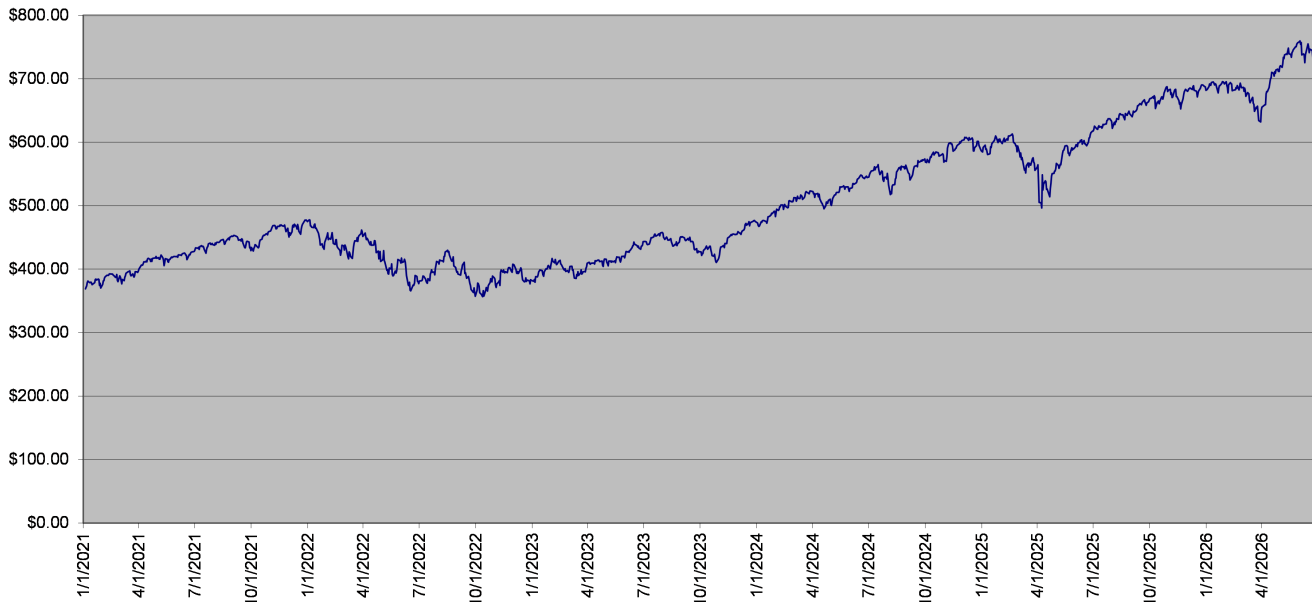
State Street® SPDR® S&P 500® ETF Trust Overview

Bloomberg Ticker Symbol: SPY UP

The State Street® SPDR® S&P 500® ETF Trust (formerly SPDR Trust, Series 1), or SPY, formed by PDR Services LLC, is a unit investment trust that seeks investment results that correspond generally to the price and yield performance, before fees and expenses, of its share underlying index, which is the S&P 500® Index. The underlying fund manager with respect to the State Street® SPDR® S&P 500® ETF Trust is State Street Global Advisors Trust Company, which is a registered investment company. Effective January 26, 2026, the underlier changed its name from SPDR® S&P 500® ETF Trust to State Street® SPDR® S&P 500® ETF Trust. It is possible that the underlier may not fully replicate the performance of its share underlying index due to the temporary unavailability of certain securities in the secondary market or due to other extraordinary circumstances. Information provided to or filed with the Securities and Exchange Commission by the underlying fund manager pursuant to the Securities Act of 1933 and the Investment Company Act of 1940 can be located by reference to Securities and Exchange Commission file numbers 033-46080 and 811-06125, respectively, through the Securities and Exchange Commission's website at www.sec.gov. In addition, information regarding the underlier may be obtained from other sources including, but not limited to, press releases, newspaper articles and other publicly disseminated documents. **Neither we nor the agent makes any representation that such publicly available documents or any other publicly available information regarding the underlier is accurate or complete.**

The closing level of the SPY Fund on June 24, 2026 was \$733.24. The following graph sets forth the daily closing levels of the underlier for the period noted below. We obtained the historical information presented in this document from Bloomberg Financial Markets, without independent verification. The underlier has at times experienced periods of high volatility. You should not take the historical closing levels of the underlier as an indication of its future performance, and no assurance can be given as to the closing level of the underlier at any time.

SPY Fund Daily Closing Levels
January 1, 2021 to June 24, 2026



This document relates only to the securities referenced hereby and does not relate to the underlier. We have derived all disclosures contained in this document regarding the underlier from the publicly available documents described above. In connection with this offering of securities, neither we nor the agent has participated in the preparation of such documents or made any due diligence inquiry with respect to the underlier. Neither we nor the agent makes any representation that such publicly available documents or any other publicly available information regarding the underlier is accurate or complete. Furthermore, we cannot give any assurance that all events occurring prior to the date hereof (including events that would affect the accuracy or completeness of the publicly available documents described above) that would affect the trading price of the underlier (and therefore the closing level of the underlier on the strike date) have been publicly disclosed. Subsequent disclosure of any such events or the disclosure of or failure to disclose material future events concerning the underlier could affect the value received with respect to the securities and therefore the value of the securities.

Neither we nor any of our affiliates makes any representation to you as to the performance of the underlier.



We and/or our affiliates may presently or from time to time engage in business with the underlying fund manager. In the course of such business, we and/or our affiliates may acquire non-public information with respect to the underlier, and neither we nor any of our affiliates undertakes to disclose any such information to you. In addition, one or more of our affiliates may publish research reports with respect to the underlier. The statements in the preceding two sentences are not intended to affect the rights of investors in the securities under the securities laws. You should undertake an independent investigation of the underlier as in your judgment is appropriate to make an informed decision with respect to an investment linked to the underlier.

The securities are not sponsored, endorsed, sold, or promoted by the underlying fund manager. The underlying fund manager makes no representations or warranties to the owners of the securities or any member of the public regarding the advisability of investing in the securities. The underlying fund manager has no obligation or liability in connection with the operation, marketing, trading or sale of the securities.

S&P 500[®] Index. The S&P 500[®] Index is intended to provide a benchmark for performance measurement of the large capitalization segment of the U.S. equity markets by tracking the stock price movement of 500 companies with large market capitalizations. The share underlying index publisher with respect to the S&P 500[®] Index is S&P[®] Dow Jones Indices LLC, or any successor thereof. Component stocks of the S&P 500[®] Index are required to have a total company level market capitalization that reflects approximately the 85th percentile of the S&P[®] Total Market Index. The S&P 500[®] Index measures the relative performance of the common stocks of 500 companies as of a particular time as compared to the performance of the common stocks of 500 similar companies during the base period of the years 1941 through 1943. For additional information about the S&P 500[®] Index, see the information set forth under “S&P[®] U.S. Indices—S&P 500[®] Index” in the accompanying index supplement.

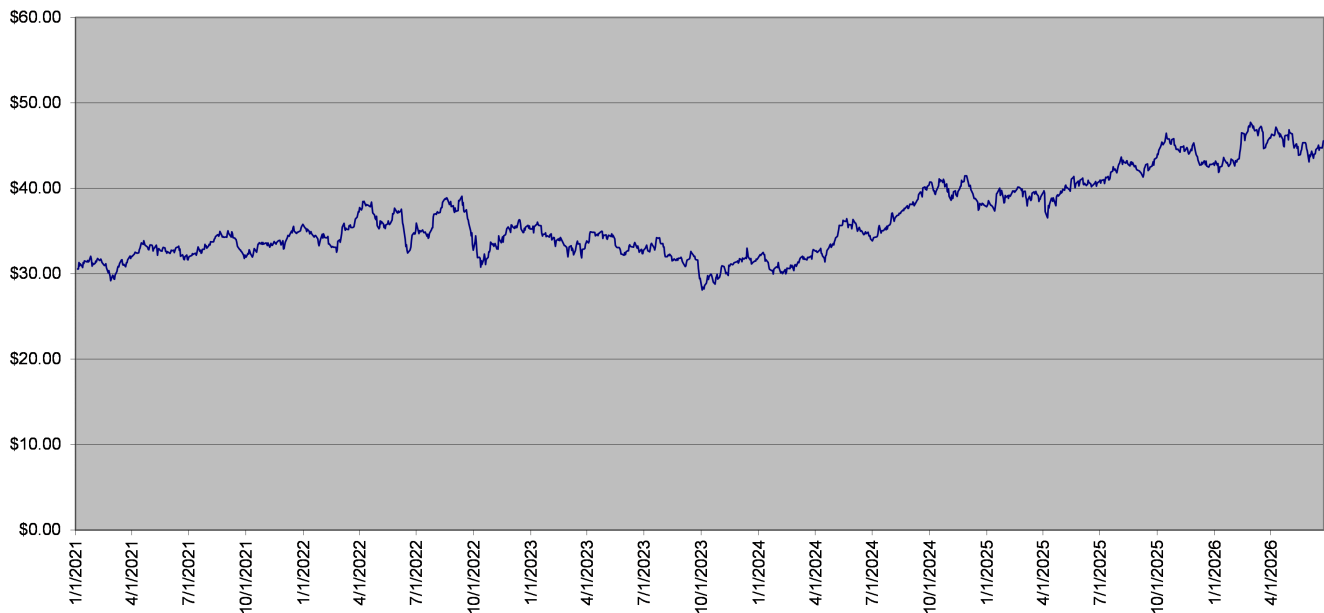
State Street® Utilities Select Sector SPDR® ETF Overview

Bloomberg Ticker Symbol: XLU UP

The State Street® Utilities Select Sector SPDR® ETF is an exchange-traded fund that seeks investment results that correspond generally to the price and yield performance, before fees and expenses, of its share underlying index, which is the Utilities Select Sector Index. The underlying fund manager with respect to the State Street® Utilities Select Sector SPDR® ETF is the Select Sector SPDR® Trust, which is a registered investment company. Effective December 1, 2025, the underlier changed its name from Utilities Select Sector SPDR® Fund to State Street® Utilities Select Sector SPDR® ETF. It is possible that the underlier may not fully replicate the performance of its share underlying index due to the temporary unavailability of certain securities in the secondary market or due to other extraordinary circumstances. Information provided to or filed with the Securities and Exchange Commission by the underlying fund manager pursuant to the Securities Act of 1933 and the Investment Company Act of 1940 can be located by reference to Securities and Exchange Commission file numbers 333-57791 and 811-08837, respectively, through the Securities and Exchange Commission's website at www.sec.gov. In addition, information regarding the underlier may be obtained from other sources including, but not limited to, press releases, newspaper articles and other publicly disseminated documents. **Neither we nor the agent makes any representation that such publicly available documents or any other publicly available information regarding the underlier is accurate or complete.**

The closing level of the XLU Fund on June 24, 2026 was \$45.54. The following graph sets forth the daily closing levels of the underlier for the period noted below. We obtained the historical information presented in this document from Bloomberg Financial Markets, without independent verification. The underlier has at times experienced periods of high volatility. You should not take the historical closing levels of the underlier as an indication of its future performance, and no assurance can be given as to the closing level of the underlier at any time.

XLU Fund Daily Closing Levels
January 1, 2021 to June 24, 2026



This document relates only to the securities referenced hereby and does not relate to the underlier. We have derived all disclosures contained in this document regarding the underlier from the publicly available documents described above. In connection with this offering of securities, neither we nor the agent has participated in the preparation of such documents or made any due diligence inquiry with respect to the underlier. Neither we nor the agent makes any representation that such publicly available documents or any other publicly available information regarding the underlier is accurate or complete. Furthermore, we cannot give any assurance that all events occurring prior to the date hereof (including events that would affect the accuracy or completeness of the publicly available documents described above) that would affect the trading price of the underlier (and therefore the closing level of the underlier on the strike date) have been publicly disclosed. Subsequent disclosure of any such events or the disclosure of or failure to disclose material future events concerning the underlier could affect the value received with respect to the securities and therefore the value of the securities.

Neither we nor any of our affiliates makes any representation to you as to the performance of the underlier.

We and/or our affiliates may presently or from time to time engage in business with the underlying fund manager. In the course of such business, we and/or our affiliates may acquire non-public information with respect to the underlier, and neither we nor any of our affiliates undertakes to disclose any such information to you. In addition, one or more of our affiliates may publish research reports with respect to the underlier. The statements in the preceding two sentences are not intended to affect the rights of investors in the securities under the securities laws. You should undertake an independent investigation of the underlier as in your judgment is appropriate to make an informed decision with respect to an investment linked to the underlier.

The securities are not sponsored, endorsed, sold, or promoted by the underlying fund manager. The underlying fund manager makes no representations or warranties to the owners of the securities or any member of the public regarding the advisability of investing in the securities. The underlying fund manager has no obligation or liability in connection with the operation, marketing, trading or sale of the securities.

Utilities Select Sector Index. The Utilities Select Sector Index, which is one of the Select Sector sub-indices of the S&P 500[®] Index, is intended to give investors an efficient, modified market capitalization-based way to track the movements of certain public companies that represent the utilities sector of the S&P 500[®] Index. The share underlying index publisher with respect to the Utilities Select Sector Index is S&P[®] Dow Jones Indices LLC, or any successor thereof. The Utilities Select Sector Index includes component stocks in industries such as electric utilities; multi-utilities; independent power and renewable energy producers; water utilities; and gas utilities. For more information, see “S&P[®] Select Sector Indices—Utilities Select Sector Index” in the accompanying index supplement.

Additional Terms of the Securities

Please read this information in conjunction with the terms on the cover of this document.

Additional Terms:

If the terms described herein are inconsistent with those described in the accompanying product supplement, index supplement, tax supplement or prospectus, the terms described herein shall control.

Denominations: \$1,000 per security and integral multiples thereof

Amortization period: The 6-month period following the issue date

Trustee: The Bank of New York Mellon

Calculation agent: Morgan Stanley & Co. LLC ("MS & Co.")

Additional Information About the Securities

Additional Information:

Minimum ticketing size: \$1,000 / 1 security

United States federal income tax considerations:

You should review carefully the section in the accompanying tax supplement entitled "United States Federal Taxation." The following discussion, when read in combination with that section, constitutes the full opinion of our counsel, Davis Polk & Wardwell LLP, regarding the material U.S. federal income tax consequences of owning and disposing of the securities offered by this pricing supplement.

Generally, this discussion assumes that you purchased a security for cash in the original issuance at the stated issue price and does not address other circumstances specific to you, including consequences that may arise due to any other investments relating to an underlier. Moreover, as discussed in the section entitled "United States Federal Taxation" in the accompanying tax supplement, we have not attempted to ascertain whether any issuer of any underlier to which the securities relate is a U.S. real property holding corporation or a passive foreign investment company. You should consult your tax adviser regarding these issues, including the effect any circumstances specific to you may have on the U.S. federal income tax consequences of your ownership of a security.

In the opinion of our counsel, which is based on current market conditions, it is reasonable to treat the securities for U.S. federal income tax purposes as prepaid financial contracts that are "open transactions," as described in the section entitled "United States Federal Taxation—Tax Consequences to U.S. Holders—Program Securities Treated as Prepaid Financial Contracts that are Open Transactions" in the accompanying tax supplement. There is uncertainty regarding this treatment, and the Internal Revenue Service (the "IRS") or a court might not agree with it. A different tax treatment could be adverse to you. Generally, if this treatment is respected, subject to the potential application of the "constructive ownership" regime discussed below, (i) you should not recognize taxable income or loss prior to the taxable disposition of your securities (including upon maturity or an earlier redemption, if applicable) and (ii) the gain or loss on your securities generally should be treated as capital gain or loss.

Even if the treatment of the securities as prepaid financial contracts is respected, purchasing a security could be treated as entering into a "constructive ownership transaction" within the meaning of Section 1260 of the Internal Revenue Code ("Section 1260"), as described in the sections entitled "United States Federal Taxation—Tax Consequences to U.S. Holders—Program Securities Treated as Prepaid Financial Contracts that are Open Transactions—Possible Application of Section 1260 of the Code" in the accompanying tax supplement. Due to the lack of direct legal authority, our counsel is unable to opine as to whether or how Section 1260 applies to the securities.

We do not plan to request a ruling from the IRS regarding the treatment of the securities. An alternative characterization of the securities could materially and adversely affect the tax consequences of ownership and disposition of the securities, including the timing and character of income recognized. In addition, the U.S. Treasury Department and the IRS have requested comments on various issues regarding the U.S. federal income tax treatment of "prepaid forward contracts" and similar financial instruments and have indicated that such transactions may be the subject of future regulations or other guidance. Furthermore, members of Congress have proposed legislative changes to the tax treatment of derivative contracts. Any legislation, Treasury regulations or other guidance promulgated after consideration of these issues could materially and adversely affect the tax consequences of an investment in the securities, possibly with retroactive effect.

Non-U.S. Holders. If you are a Non-U.S. Holder (as defined in the accompanying tax supplement), please also read the section entitled "United States Federal Taxation—Tax Consequences to Non-U.S. Holders—Program Securities Not Treated as Debt Instruments" in the accompanying tax supplement.

As discussed under "United States Federal Taxation—Tax Consequences to Non-U.S. Holders—Dividend Equivalents under Section 871(m) of the Code" in the accompanying tax supplement, Section 871(m) of the Internal Revenue Code and Treasury regulations promulgated thereunder ("Section 871(m)") generally impose a 30% withholding tax on dividend equivalents paid or deemed paid to Non-U.S. Holders with respect to certain financial instruments linked to U.S. equities or indices that include U.S. equities. The Treasury regulations, as modified by an IRS notice, exempt financial instruments issued prior to January 1, 2027 that do not have a "delta" of one. Based on certain representations made by us, our counsel is of the opinion that Section 871(m) should not apply to the securities with regard to Non-U.S. Holders. Our determination is not binding on the IRS, and the IRS may disagree with this determination.

We will not be required to pay any additional amounts with respect to U.S. federal withholding taxes.

You should consult your tax adviser regarding the U.S. federal income tax consequences of an investment in the securities, including possible alternative treatments and the potential application of the "constructive ownership" regime, as well as tax consequences arising under the laws of any state, local or non-U.S. taxing jurisdiction.

Buffered Jump Securities with Auto-Callable Feature and Downside Factor

Principal at Risk Securities

Additional considerations:

Client accounts over which Morgan Stanley, Morgan Stanley Wealth Management or any of their respective subsidiaries have investment discretion are not permitted to purchase the securities, either directly or indirectly.

Supplemental information regarding plan of distribution; conflicts of interest:

MS & Co. expects to sell all of the securities that it purchases from us to an unaffiliated dealer at a price of \$992.50 per security, for further sale to certain fee-based advisory accounts at the price to public of \$1,000 per security. MS & Co. will not receive a sales commission with respect to the securities.

MS & Co. is an affiliate of MSFL and a wholly owned subsidiary of Morgan Stanley, and it and other affiliates of ours expect to make a profit by selling, structuring and, when applicable, hedging the securities.

MS & Co. will conduct this offering in compliance with the requirements of FINRA Rule 5121 of the Financial Industry Regulatory Authority, Inc., which is commonly referred to as FINRA, regarding a FINRA member firm's distribution of the securities of an affiliate and related conflicts of interest. MS & Co. or any of our other affiliates may not make sales in this offering to any discretionary account. See "Plan of Distribution (Conflicts of Interest)" and "Use of Proceeds and Hedging" in the accompanying product supplement.

Validity of the securities:

In the opinion of Davis Polk & Wardwell LLP, as special counsel to MSFL and Morgan Stanley, when the securities offered by this pricing supplement have been issued by MSFL pursuant to the MSFL Senior Debt Indenture (as defined in the accompanying prospectus), the trustee and/or paying agent has made, in accordance with the instructions from MSFL, the appropriate entries or notations in its records relating to the master note that represents such securities (the "master note"), and such securities have been delivered against payment as contemplated herein, such securities will be valid and binding obligations of MSFL and the related guarantee will be a valid and binding obligation of Morgan Stanley, enforceable in accordance with their terms, subject to applicable bankruptcy, insolvency and similar laws affecting creditors' rights generally, concepts of reasonableness and equitable principles of general applicability (including, without limitation, concepts of good faith, fair dealing and the lack of bad faith), *provided* that such counsel expresses no opinion as to (i) the effect of fraudulent conveyance, fraudulent transfer or similar provision of applicable law on the conclusions expressed above and (ii) any provision of the MSFL Senior Debt Indenture that purports to avoid the effect of fraudulent conveyance, fraudulent transfer or similar provision of applicable law by limiting the amount of Morgan Stanley's obligation under the related guarantee. This opinion is given as of the date hereof and is limited to the laws of the State of New York, the General Corporation Law of the State of Delaware and the Delaware Limited Liability Company Act, except that counsel expresses no opinion as to (i) any law, rule or regulation that is applicable to Morgan Stanley or MSFL, the MSFL Senior Debt Indenture, the securities (together with the MSFL Senior Debt Indenture, the "Documents") or such transactions solely because such law, rule or regulation is part of a regulatory regime applicable to any party to any of the Documents or any of its affiliates due to the specific assets or business of such party or such affiliate or (ii) any law, rule or regulation relating to national security. In addition, this opinion is subject to customary assumptions about the trustee's authorization, execution and delivery of the MSFL Senior Debt Indenture and its authentication of the master note and the validity, binding nature and enforceability of the MSFL Senior Debt Indenture with respect to the trustee, all as stated in the letter of such counsel dated February 23, 2026, which is Exhibit 5-a to the Registration Statement on Form S-3 filed by Morgan Stanley on February 23, 2026.

Where you can find more information:

Morgan Stanley and MSFL have filed a registration statement (including a prospectus, as supplemented by the product supplement, the index supplement and the tax supplement) with the Securities and Exchange Commission (the "SEC") for the offering to which this communication relates. You should read the prospectus in that registration statement, the product supplement, the index supplement, the tax supplement and any other documents relating to this offering that MSFL and Morgan Stanley have filed with the SEC for more complete information about Morgan Stanley and this offering. You may get these documents without cost by visiting EDGAR on the SEC website at www.sec.gov. Alternatively, MSFL, Morgan Stanley, any underwriter or any dealer participating in the offering will arrange to send you the prospectus, the index supplement, the product supplement and the tax supplement if you so request by calling toll-free 1-(800)-584-6837.

Terms used but not defined in this document are defined in the product supplement, in the index supplement, in the tax supplement or in the prospectus. Each of the product supplement, the index supplement, the tax supplement and the prospectus can be accessed via the hyperlinks set forth on the cover of this document.

CALCULATION OF FILING FEE TABLES

S-3

MORGAN STANLEY

Narrative Disclosure

The maximum aggregate offering price of the securities to which the prospectus relates is \$1,094,000.00. The prospectus is a final prospectus for the related offering.
