

MORGAN STANLEY

FORM 424B2

(Prospectus filed pursuant to Rule 424(b)(2))

Filed 07/10/26

Address	1585 BROADWAY NEW YORK, NY, 10036
Telephone	2127614000
CIK	0000895421
Symbol	MS
SIC Code	6211 - Security Brokers, Dealers and Flotation Companies
Industry	Investment Banking & Brokerage Services
Sector	Financials
Fiscal Year	12/31

Morgan Stanley Finance LLC

STRUCTURED INVESTMENTS

Enhanced Trigger Jump Securities due January 21, 2028

Based on the Worst Performing of the Nasdaq-100 Index[®], the Russell 2000[®] Index and the S&P 500[®] Index

Fully and Unconditionally Guaranteed by Morgan Stanley

Principal at Risk Securities

- The securities are unsecured obligations of Morgan Stanley Finance LLC (“MSFL”) and are fully and unconditionally guaranteed by Morgan Stanley. The securities will pay no interest, do not guarantee any return of principal at maturity and have the terms described in the accompanying product supplement, index supplement, tax supplement and prospectus, as supplemented or modified by this document.
- Payment at maturity.** At maturity, if the final level of **each** underlier is **greater than or equal to** its downside threshold level, investors will receive the stated principal amount *plus* the upside payment specified herein. If, however, the final level of **any** underlier is **less than** its downside threshold level, investors will lose 1% for every 1% decline in the level of the worst performing underlier over the term of the securities. **Under these circumstances, the payment at maturity will be significantly less than the stated principal amount and could be zero.**
- The value of the securities is based on the worst performing underlier.** The fact that the securities are linked to more than one underlier does not provide any asset diversification benefits and instead means that a decline in the level of **any** underlier beyond its downside threshold level will adversely affect your return on the securities, even if the other underliers have appreciated or have not declined as much.
- The securities are for investors who seek a return based on the performance of the worst performing underlier and who are willing to risk their principal and forgo current income and returns above the upside payment in exchange for the upside payment feature and the limited protection against loss of principal, each of which applies to a certain range of performance of the worst performing underlier over the term of the securities. **Investors in the securities must be willing to accept the risk of losing their entire initial investment based on the performance of any underlier.** The securities are notes issued as part of MSFL’s Series A Global Medium-Term Notes program.
- All payments are subject to our credit risk. If we default on our obligations, you could lose some or all of your investment. These securities are not secured obligations and you will not have any security interest in, or otherwise have any access to, any underlying reference asset or assets.**

TERMS			
Issuer:	Morgan Stanley Finance LLC		
Guarantor:	Morgan Stanley		
Stated principal amount:	\$1,000 per security		
Issue price:	\$1,000 per security (see “Commissions and issue price” below)		
Aggregate principal amount:	\$		
Underliers:	Nasdaq-100 Index [®] (the “NDX Index”), Russell 2000 [®] Index (the “RTY Index”) and S&P 500 [®] Index (the “SPX Index”). We refer to each of the NDX Index, the RTY Index and the SPX Index as an underlying index.		
Strike date:	July 16, 2026		
Pricing date:	July 16, 2026		
Original issue date:	July 21, 2026		
Observation date:	January 18, 2028, subject to postponement for non-trading days and certain market disruption events		
Maturity date:	January 21, 2028		
<i>Terms continued on the following page</i>			
Agent:	Morgan Stanley & Co. LLC (“MS & Co.”), an affiliate of MSFL and a wholly owned subsidiary of Morgan Stanley. See “Supplemental information regarding plan of distribution; conflicts of interest.”		
Estimated value on the pricing date:	Approximately \$983.10 per security, or within \$25.00 of that estimate. See “Estimated Value of the Securities” on page 3.		
Commissions and issue price:	Price to public	Agent’s commissions and fees ⁽¹⁾⁽²⁾	Proceeds to us ⁽³⁾
Per security	\$1,000	\$	\$
Total	\$	\$	\$

(1) The securities will be sold only to investors purchasing the securities in fee-based advisory accounts.
 (2) MS & Co. expects to sell all of the securities that it purchases from us to an unaffiliated dealer at a price of \$ per security, for further sale to certain fee-based advisory accounts at the price to public of \$1,000 per security. In addition, selected dealers and their financial advisors may receive a structuring fee of up to \$6.25 for each security from the agent or its affiliates. MS & Co. will not receive a sales commission with respect to the securities. MS & Co., an affiliate of the Issuer, may pay a third party data analytics provider a fee of \$0.50 for each security sold in this offering. MS & Co. is obtaining these analytics at the request of the third party dealer involved with this offering with the third party dealer also designated as a permitted user of the relevant analytics. The Issuer and MS & Co. make no representations or warranties as to use or fitness of the analytics and MS & Co. specifically disclaims liability relating to the analytics. See “Supplemental information regarding plan of distribution; conflicts of interest.” For additional information, see “Plan of Distribution (Conflicts of Interest)” in the accompanying product supplement.
 (3) See “Use of Proceeds and Hedging” in the accompanying product supplement.

The securities involve risks not associated with an investment in ordinary debt securities. See “Risk Factors” beginning on page 5.
 The Securities and Exchange Commission and state securities regulators have not approved or disapproved these securities, or determined if this document or the accompanying product supplement, index supplement, tax supplement and prospectus is truthful or complete. Any representation to the contrary is a criminal offense.
 The securities are not deposits or savings accounts and are not insured by the Federal Deposit Insurance Corporation or any other governmental agency or instrumentality, nor are they obligations of, or guaranteed by, a bank.
 You should read this document together with the related product supplement, index supplement, tax supplement and prospectus, each of which can be accessed via the hyperlinks below. Please also see “Additional Terms of the Securities” and “Additional Information About the Securities” at the end of this document.
 References to “we,” “us” and “our” refer to Morgan Stanley or MSFL, or Morgan Stanley and MSFL collectively, as the context requires.

[Product Supplement for Principal at Risk Securities dated April 8, 2026](#) [Index Supplement dated April 8, 2026](#)
[Tax Supplement dated April 8, 2026](#) [Prospectus dated April 8, 2026](#)

Enhanced Trigger Jump Securities

Principal at Risk Securities

Terms continued from the previous page

Payment at maturity per security:	<ul style="list-style-type: none"> If the final level of each underlier is greater than or equal to its downside threshold level: stated principal amount + upside payment If the final level of any underlier is less than its downside threshold level: stated principal amount × performance factor of the worst performing underlier <i>Under these circumstances, the payment at maturity will be significantly less than the stated principal amount and could be zero.</i>
Final level:	With respect to each underlier, the closing level on the observation date
Initial level:	With respect to the NDX Index, , which is its closing level on the strike date With respect to the RTY Index, , which is its closing level on the strike date With respect to the SPX Index, , which is its closing level on the strike date
Upside payment:	\$165 per security (16.50% of the stated principal amount)
Downside threshold level:	With respect to the NDX Index, , which is 70% of its initial level* With respect to the RTY Index, , which is 70% of its initial level* With respect to the SPX Index, , which is 70% of its initial level*
Performance factor:	With respect to each underlier, final level / initial level
Worst performing underlier:	The underlier with the lowest percentage return from its initial level to its final level
CUSIP:	61781G4D0
ISIN:	US61781G4D00
Listing:	The securities will not be listed on any securities exchange.

*As necessary, calculated levels will be rounded to three decimal places.

Estimated Value of the Securities

The original issue price of each security is \$1,000. This price includes costs associated with issuing, selling, structuring and hedging the securities, which are borne by you, and, consequently, the estimated value of the securities on the pricing date will be less than \$1,000. Our estimate of the value of the securities as determined on the pricing date will be within the range specified on the cover hereof and will be set forth on the cover of the final pricing supplement.

What goes into the estimated value on the pricing date?

In valuing the securities on the pricing date, we take into account that the securities comprise both a debt component and a performance-based component linked to the underliers. The estimated value of the securities is determined using our own pricing and valuation models, market inputs and assumptions relating to the underliers, instruments based on the underliers, volatility and other factors including current and expected interest rates, as well as an interest rate related to our secondary market credit spread, which is the implied interest rate at which our conventional fixed rate debt trades in the secondary market.

What determines the economic terms of the securities?

In determining the economic terms of the securities, we use an internal funding rate, which is likely to be lower than our secondary market credit spreads and therefore advantageous to us. If the issuing, selling, structuring and hedging costs borne by you were lower or if the internal funding rate were higher, one or more of the economic terms of the securities would be more favorable to you.

What is the relationship between the estimated value on the pricing date and the secondary market price of the securities?

The price at which MS & Co. purchases the securities in the secondary market, absent changes in market conditions, including those related to the underliers, may vary from, and be lower than, the estimated value on the pricing date, because the secondary market price takes into account our secondary market credit spread as well as the bid-offer spread that MS & Co. would charge in a secondary market transaction of this type and other factors. However, because the costs associated with issuing, selling, structuring and hedging the securities are not fully deducted upon issuance, to the extent that MS & Co. may buy or sell the securities in the secondary market during the amortization period specified herein, absent changes in market conditions, including those related to the underliers, and to our secondary market credit spreads, it would do so based on values higher than the estimated value. We expect that those higher values will also be reflected in your brokerage account statements.

MS & Co. may, but is not obligated to, make a market in the securities, and, if it once chooses to make a market, may cease doing so at any time.

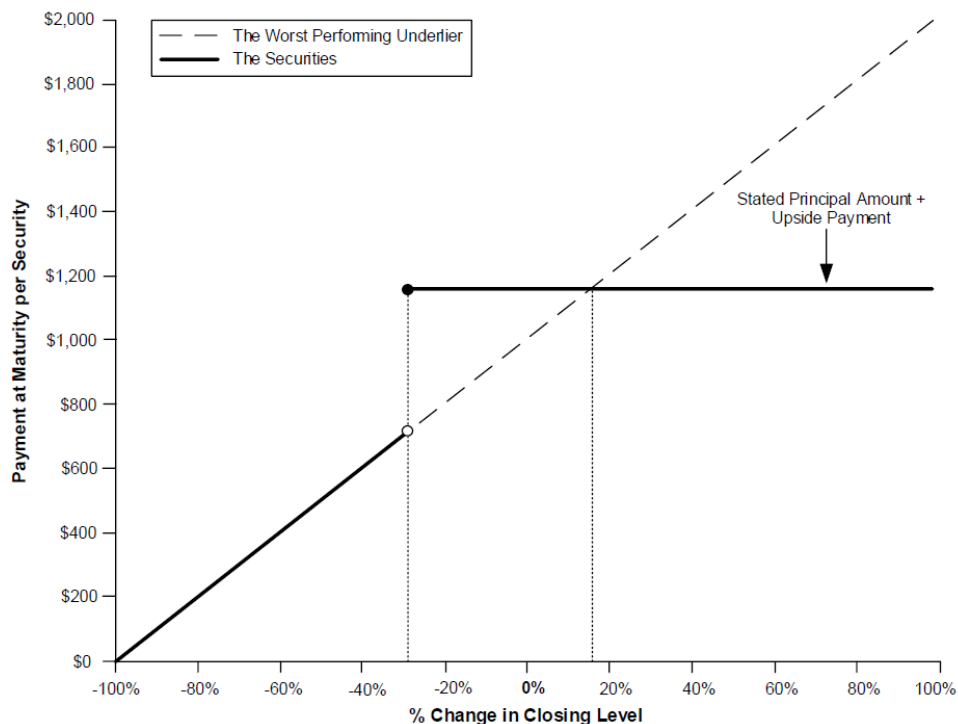
Hypothetical Examples

Hypothetical Payoff Diagram

The payment at maturity will be based solely on the performance of the worst performing underlier, which could be any underlier. The payoff diagram below illustrates the payment at maturity for a range of hypothetical performances of the worst performing underlier over the term of the securities, based on the following terms:

Stated principal amount:	\$1,000 per security
Upside payment:	\$165 per security (16.50% of the stated principal amount)
Downside threshold level:	70% of the initial level
Minimum payment at maturity:	None

Hypothetical Payoff Diagram



- **Upside Scenario.** If the final level of the worst performing underlier is **greater than or equal to** its downside threshold level, investors will receive the stated principal amount *plus* the upside payment per security.
 - If the worst performing underlier appreciates 100%, investors will receive a 16.50% return, or \$1,165 per security.
 - If the worst performing underlier appreciates 5%, investors will receive a 16.50% return, or \$1,165 per security.
 - If the worst performing underlier depreciates 5%, investors will receive a 16.50% return, or \$1,165 per security.
- **Downside Scenario.** If the final level of the worst performing underlier is **less than** its downside threshold level, investors will receive an amount that is significantly less than the stated principal amount, based on a 1% loss of principal for each 1% decline in the level of the worst performing underlier. **There is no minimum payment at maturity, and investors could lose their entire initial investment in the securities.**
 - If the worst performing underlier depreciates 85%, investors will lose 85% of their principal and receive only \$150 per security at maturity, or 15% of the stated principal amount.

Risk Factors

This section describes the material risks relating to the securities. For further discussion of these and other risks, you should read the section entitled "Risk Factors" in the accompanying product supplement, tax supplement and prospectus. We also urge you to consult with your investment, legal, tax, accounting and other advisers in connection with your investment in the securities.

Risks Relating to an Investment in the Securities

- **The securities do not guarantee the return of any principal and do not pay interest.** The terms of the securities differ from those of ordinary debt securities in that they do not guarantee the repayment of any principal and do not pay interest. If the final level of **any** underlier is **less than** its downside threshold level, the payout at maturity will be an amount in cash that is significantly less than the stated principal amount of each security, and you will lose an amount proportionate to the full decline in the level of the worst performing underlier over the term of the securities. There is no minimum payment at maturity on the securities, and, accordingly, you could lose your entire initial investment in the securities.
- **The appreciation potential of the securities is fixed and limited.** Where the final level of the worst performing underlier is **greater than or equal to** its downside threshold level, the appreciation potential of the securities is limited by the fixed upside payment, even if the final level of the worst performing underlier is significantly greater than its initial level.
- **The amount payable on the securities is not linked to the values of the underliers at any time other than the observation date.** The final levels will be based on the closing levels of the underliers on the observation date, subject to postponement for non-trading days and certain market disruption events. Even if the value of each underlier appreciates prior to the observation date but then the value of **any** underlier drops by the observation date, the payment at maturity may be significantly less than it would have been had the payment at maturity been linked to the values of the underliers prior to such drop. Although the actual values of the underliers on the stated maturity date or at other times during the term of the securities may be higher than their respective closing levels on the observation date, the payment at maturity will be based solely on the closing levels of the underliers on the observation date.
- **The market price of the securities may be influenced by many unpredictable factors.** Several factors, many of which are beyond our control, will influence the value of the securities in the secondary market and the price at which MS & Co. may be willing to purchase or sell the securities in the secondary market. We expect that generally the value of each underlier at any time will affect the value of the securities more than any other single factor. Other factors that may influence the value of the securities include:
 - the volatility (frequency and magnitude of changes in value) of the underliers;
 - interest and yield rates in the market;
 - the level of correlation between the underliers;
 - geopolitical conditions and economic, financial, political, regulatory or judicial events that affect the underliers or markets generally;
 - the availability of comparable instruments;
 - the composition of any underlier and changes in such composition, as applicable;
 - the time remaining until the securities mature; and
 - any actual or anticipated changes in our credit ratings or credit spreads.

Some or all of these factors will influence the price that you will receive if you sell your securities prior to maturity. Generally, the longer the time remaining to maturity, the more the market price of the securities will be affected by the other factors described above. For example, you may have to sell your securities at a substantial discount from the stated principal amount if, at the time of sale, the closing level of **any** underlier is at, below or not sufficiently above its downside threshold level, or if market interest rates rise.

You can review the historical closing levels of the underliers in the section of this document called "Historical Information." You cannot predict the future performance of an underlier based on its historical performance. The values of the underliers may be, and have recently been, volatile, and we can give you no assurance that the volatility will lessen. There can be no assurance that the final level of **each** underlier will be **greater than or equal to** its downside threshold level so that you do not suffer a significant loss on your initial investment in the securities.

- **The securities are subject to our credit risk, and any actual or anticipated changes to our credit ratings or credit spreads may adversely affect the market value of the securities.** You are dependent on our ability to pay all amounts due on the securities, and, therefore, you are subject to our credit risk. The securities are not guaranteed by any other entity. If we default on our obligations under the securities, your investment would be at risk and you could lose some or all of your investment. As a result, the market value of the securities prior to maturity will be affected by changes in the market's view of our creditworthiness.

Enhanced Trigger Jump Securities

Principal at Risk Securities

Any actual or anticipated decline in our credit ratings or increase in the credit spreads charged by the market for taking our credit risk is likely to adversely affect the market value of the securities.

- **As a finance subsidiary, MSFL has no independent operations and will have no independent assets.** As a finance subsidiary, MSFL has no independent operations beyond the issuance and administration of its securities and will have no independent assets available for distributions to holders of MSFL securities if they make claims in respect of such securities in a bankruptcy, resolution or similar proceeding. Accordingly, any recoveries by such holders will be limited to those available under the related guarantee by Morgan Stanley and that guarantee will rank *pari passu* with all other unsecured, unsubordinated obligations of Morgan Stanley. Holders will have recourse only to a single claim against Morgan Stanley and its assets under the guarantee. Holders of securities issued by MSFL should accordingly assume that in any such proceedings they would not have any priority over and should be treated *pari passu* with the claims of other unsecured, unsubordinated creditors of Morgan Stanley, including holders of Morgan Stanley-issued securities.
- **The rate we are willing to pay for securities of this type, maturity and issuance size is likely to be lower than the rate implied by our secondary market credit spreads and advantageous to us.** Both the lower rate and the inclusion of costs associated with issuing, selling, structuring and hedging the securities in the original issue price reduce the economic terms of the securities, cause the estimated value of the securities to be less than the original issue price and will adversely affect secondary market prices. Assuming no change in market conditions or any other relevant factors, the prices, if any, at which dealers, including MS & Co., may be willing to purchase the securities in secondary market transactions will likely be significantly lower than the original issue price, because secondary market prices will exclude the issuing, selling, structuring and hedging-related costs that are included in the original issue price and borne by you and because the secondary market prices will reflect our secondary market credit spreads and the bid-offer spread that any dealer would charge in a secondary market transaction of this type as well as other factors.

The inclusion of the costs of issuing, selling, structuring and hedging the securities in the original issue price and the lower rate we are willing to pay as issuer make the economic terms of the securities less favorable to you than they otherwise would be.

However, because the costs associated with issuing, selling, structuring and hedging the securities are not fully deducted upon issuance, to the extent that MS & Co. may buy or sell the securities in the secondary market during the amortization period specified herein, absent changes in market conditions, including those related to the underliers, and to our secondary market credit spreads, it would do so based on values higher than the estimated value, and we expect that those higher values will also be reflected in your brokerage account statements.

- **The estimated value of the securities is determined by reference to our pricing and valuation models, which may differ from those of other dealers and is not a maximum or minimum secondary market price.** These pricing and valuation models are proprietary and rely in part on subjective views of certain market inputs and certain assumptions about future events, which may prove to be incorrect. As a result, because there is no market-standard way to value these types of securities, our models may yield a higher estimated value of the securities than those generated by others, including other dealers in the market, if they attempted to value the securities. In addition, the estimated value on the pricing date does not represent a minimum or maximum price at which dealers, including MS & Co., would be willing to purchase your securities in the secondary market (if any exists) at any time. The value of your securities at any time after the date of this document will vary based on many factors that cannot be predicted with accuracy, including our creditworthiness and changes in market conditions. See also "The market price of the securities may be influenced by many unpredictable factors" above.
- **The securities will not be listed on any securities exchange and secondary trading may be limited.** The securities will not be listed on any securities exchange. Therefore, there may be little or no secondary market for the securities. MS & Co. may, but is not obligated to, make a market in the securities and, if it once chooses to make a market, may cease doing so at any time. When it does make a market, it will generally do so for transactions of routine secondary market size at prices based on its estimate of the current value of the securities, taking into account its bid/offer spread, our credit spreads, market volatility, the notional size of the proposed sale, the cost of unwinding any related hedging positions, the time remaining to maturity and the likelihood that it will be able to resell the securities. Even if there is a secondary market, it may not provide enough liquidity to allow you to trade or sell the securities easily. Since other broker-dealers may not participate significantly in the secondary market for the securities, the price at which you may be able to trade your securities is likely to depend on the price, if any, at which MS & Co. is willing to transact. If, at any time, MS & Co. were to cease making a market in the securities, it is likely that there would be no secondary market for the securities. Accordingly, you should be willing to hold your securities to maturity.
- **As discussed in more detail in the accompanying product supplement, investing in the securities is not equivalent to investing in the underlier(s).**
- **The U.S. federal income tax consequences of an investment in the securities offered by this pricing supplement are uncertain.** There is no direct legal authority regarding the proper U.S. federal income tax treatment of the securities, and significant aspects of the tax treatment of the securities are uncertain. You should review carefully the section entitled "United States Federal Income Tax Considerations" herein, in combination with the section entitled "United States Federal Taxation" in the

Enhanced Trigger Jump Securities

Principal at Risk Securities

accompanying tax supplement, and consult your tax adviser regarding the U.S. federal income tax consequences of an investment in the securities.

Risks Relating to the Underlier(s)

- **Because your return on the securities will depend upon the performance of the underlier(s), in addition to any risks described further below, the securities are subject to the following risk(s) discussed in more detail in the accompanying product supplement.**
 - You are exposed to the price risk of each underlier.
 - Because the securities are linked to the performance of the worst performing underlier, you are exposed to a greater risk of not receiving a positive return on the securities and/or sustaining a significant loss on your investment than if the securities were linked to just one underlier.
 - Adjustments to an underlying index could adversely affect the value of the securities.
- **The securities are subject to risks associated with small-capitalization companies.** The Russell 2000[®] Index consists of stocks issued by companies with relatively small market capitalization. These companies often have greater stock price volatility, lower trading volume and less liquidity than large-capitalization companies and therefore the Russell 2000[®] Index may be more volatile than indices that consist of stocks issued by large-capitalization companies. Stock prices of small-capitalization companies are also more vulnerable than those of large-capitalization companies to adverse business and economic developments, and the stocks of small-capitalization companies may be thinly traded. In addition, small capitalization companies are typically less well-established and less stable financially than large-capitalization companies and may depend on a small number of key personnel, making them more vulnerable to loss of personnel. Such companies tend to have smaller revenues, less diverse product lines, smaller shares of their product or service markets, fewer financial resources and less competitive strengths than large-capitalization companies and are more susceptible to adverse developments related to their products.

Risks Relating to Conflicts of Interest

In engaging in certain activities described below and as discussed in more detail in the accompanying product supplement, our affiliates may take actions that may adversely affect the value of and your return on the securities, and in so doing they will have no obligation to consider your interests as an investor in the securities.

- **The calculation agent, which is a subsidiary of Morgan Stanley and an affiliate of MSFL, will make determinations with respect to the securities.** As calculation agent, MS & Co. will make any determinations necessary to calculate any payment(s) on the securities. Moreover, certain determinations made by MS & Co., in its capacity as calculation agent, may require it to exercise discretion and make subjective judgments, which may adversely affect your return on the securities. In addition, MS & Co. has determined the estimated value of the securities on the pricing date.
- **Hedging and trading activity by our affiliates could potentially adversely affect the value of the securities.**

Historical Information

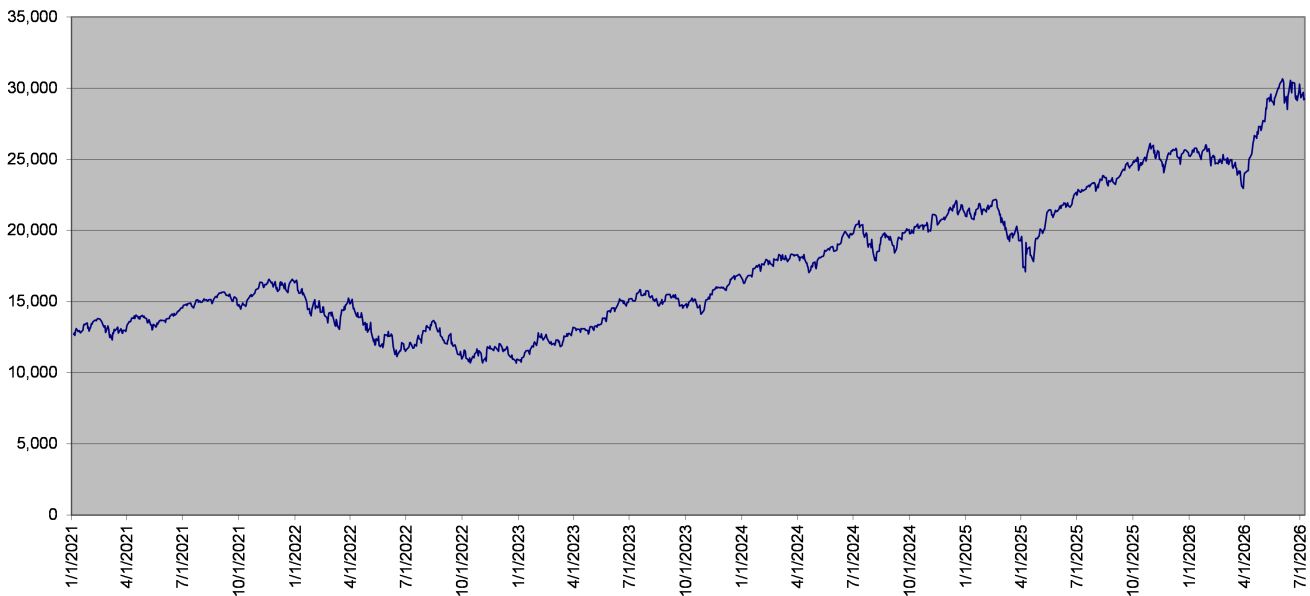
Nasdaq-100 Index® Overview

Bloomberg Ticker Symbol: NDX

The Nasdaq-100 Index® is a modified market capitalization-weighted index designed to measure the performance of 100 of the largest and most actively traded equity securities of non-financial companies listed on The Nasdaq Stock Market LLC (the "Nasdaq"). The underlying index publisher with respect to the Nasdaq-100 Index® is Nasdaq, Inc., or any successor thereof. The Nasdaq-100 Index® includes companies across a variety of major industry groups. At any moment in time, the value of the Nasdaq-100 Index® equals the aggregate value of the then-current Nasdaq-100 Index® share weights of each of the Nasdaq-100 Index® component securities, which are based on the total shares outstanding of each such Nasdaq-100 Index® component security, multiplied by each such security's respective last sale price on the Nasdaq (which may be the official closing price published by the Nasdaq), and divided by a scaling factor, which becomes the basis for the reported Nasdaq-100 Index® value. For additional information about the Nasdaq-100 Index®, see the information set forth under "Nasdaq-100 Index®" in the accompanying index supplement.

The closing level of the NDX Index on July 8, 2026 was 29,252.56. The following graph sets forth the daily closing levels of the underlier for the period noted below. We obtained the historical information presented in this document from Bloomberg Financial Markets, without independent verification. The underlier has at times experienced periods of high volatility. You should not take the historical closing levels of the underlier as an indication of its future performance, and no assurance can be given as to the closing level of the underlier at any time.

NDX Index Daily Closing Levels
January 1, 2021 to July 8, 2026



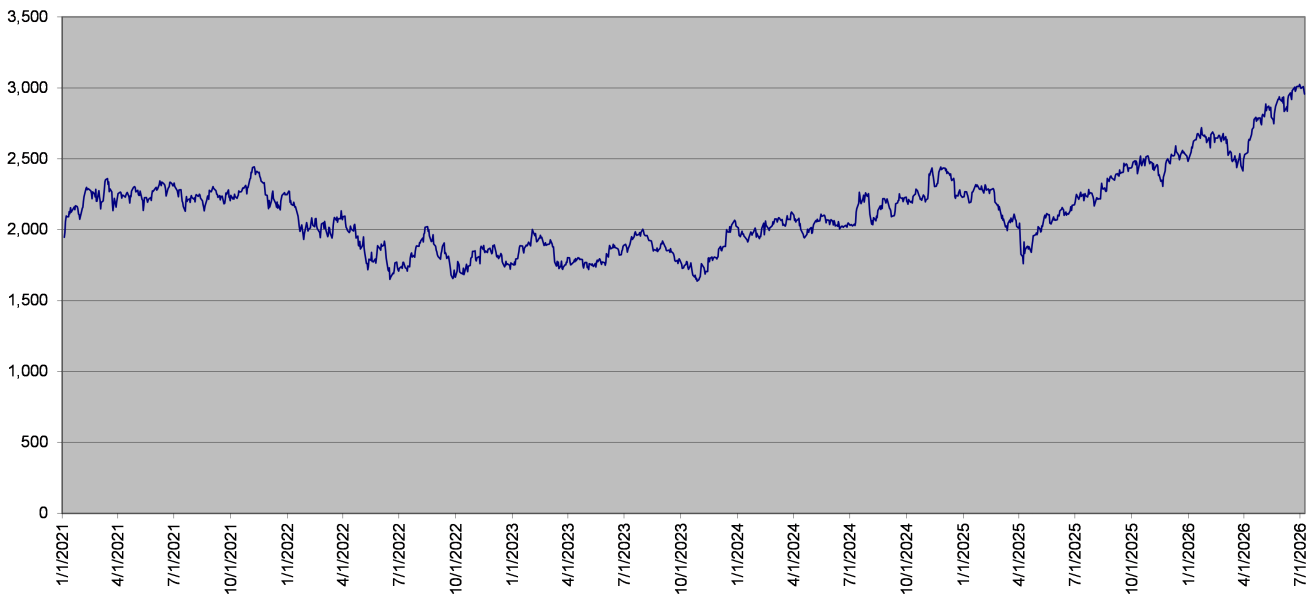
Russell 2000® Index Overview

Bloomberg Ticker Symbol: RTY

The Russell 2000® Index is an index that measures the capitalization-weighted price performance of 2,000 U.S. small-capitalization stocks listed on eligible U.S. exchanges. The underlying index publisher with respect to the Russell 2000® Index is FTSE Russell, or any successor thereof. The Russell 2000® Index is designed to track the performance of the small-capitalization segment of the U.S. equity market. The companies included in the Russell 2000® Index are the middle 2,000 (i.e., those ranked 1,001 through 3,000) of the companies that form the Russell 3000E™ Index. For additional information about the Russell 2000® Index, see the information set forth under “Russell Indices—Russell 2000® Index” in the accompanying index supplement.

The closing level of the RTY Index on July 8, 2026 was 2,956.389. The following graph sets forth the daily closing levels of the underlier for the period noted below. We obtained the historical information presented in this document from Bloomberg Financial Markets, without independent verification. The underlier has at times experienced periods of high volatility. You should not take the historical closing levels of the underlier as an indication of its future performance, and no assurance can be given as to the closing level of the underlier at any time.

**RTY Index Daily Closing Levels
January 1, 2021 to July 8, 2026**



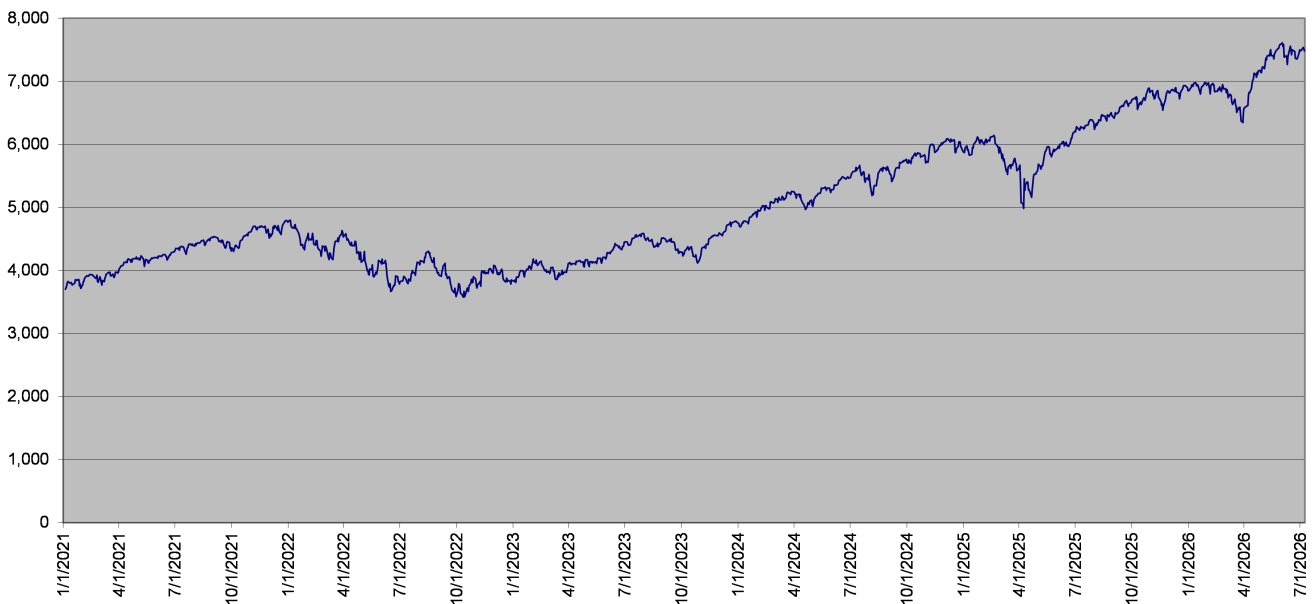
S&P 500® Index Overview

Bloomberg Ticker Symbol: SPX

The S&P 500® Index is intended to provide a benchmark for performance measurement of the large capitalization segment of the U.S. equity markets by tracking the stock price movement of 500 companies with large market capitalizations. The underlying index publisher with respect to the S&P 500® Index is S&P® Dow Jones Indices LLC, or any successor thereof. Component stocks of the S&P 500® Index are required to have a total company level market capitalization that reflects approximately the 85th percentile of the S&P® Total Market Index. The S&P 500® Index measures the relative performance of the common stocks of 500 companies as of a particular time as compared to the performance of the common stocks of 500 similar companies during the base period of the years 1941 through 1943. For additional information about the S&P 500® Index, see the information set forth under “S&P® U.S. Indices—S&P 500® Index” in the accompanying index supplement.

The closing level of the SPX Index on July 8, 2026 was 7,482.71. The following graph sets forth the daily closing levels of the underlier for the period noted below. We obtained the historical information presented in this document from Bloomberg Financial Markets, without independent verification. The underlier has at times experienced periods of high volatility. You should not take the historical closing levels of the underlier as an indication of its future performance, and no assurance can be given as to the closing level of the underlier at any time.

SPX Index Daily Closing Levels
January 1, 2021 to July 8, 2026



Additional Terms of the Securities

Please read this information in conjunction with the terms on the cover of this document.

Additional Terms:

If the terms described herein are inconsistent with those described in the accompanying product supplement, index supplement, tax supplement or prospectus, the terms described herein shall control.

Denominations: \$1,000 per security and integral multiples thereof

Amortization period: The 6-month period following the issue date

Trustee: The Bank of New York Mellon

Calculation agent: Morgan Stanley & Co. LLC ("MS & Co.")

Enhanced Trigger Jump Securities

Principal at Risk Securities

Additional Information About the Securities

Additional Information:

Minimum ticketing size: \$1,000 / 1 security

United States federal income tax considerations:

You should review carefully the section in the accompanying tax supplement entitled "United States Federal Taxation." The following discussion, when read in combination with that section, constitutes the full opinion of our counsel, Davis Polk & Wardwell LLP, regarding the material U.S. federal income tax consequences of owning and disposing of the securities offered by this pricing supplement.

Generally, this discussion assumes that you purchased a security for cash in the original issuance at the stated issue price and does not address other circumstances specific to you, including consequences that may arise due to any other investments relating to an underlier. Moreover, as discussed in the section entitled "United States Federal Taxation" in the accompanying tax supplement, we have not attempted to ascertain whether any issuer of any underlier to which the securities relate is a U.S. real property holding corporation or a passive foreign investment company. You should consult your tax adviser regarding these issues, including the effect any circumstances specific to you may have on the U.S. federal income tax consequences of your ownership of a security.

In the opinion of our counsel, which is based on current market conditions, it is reasonable to treat the securities for U.S. federal income tax purposes as prepaid financial contracts that are "open transactions," as described in the section entitled "United States Federal Taxation—Tax Consequences to U.S. Holders—Program Securities Treated as Prepaid Financial Contracts that are Open Transactions" in the accompanying tax supplement. There is uncertainty regarding this treatment, and the Internal Revenue Service (the "IRS") or a court might not agree with it. Moreover, because this treatment of the securities and our counsel's opinion are based on market conditions as of the date of this preliminary pricing supplement, each is subject to confirmation on the pricing date. A different tax treatment could be adverse to you. Generally, if this treatment is respected, (i) you should not recognize taxable income or loss prior to the taxable disposition of your securities (including upon maturity or an earlier redemption, if applicable) and (ii) the gain or loss on your securities generally should be treated as capital gain or loss.

We do not plan to request a ruling from the IRS regarding the treatment of the securities. An alternative characterization of the securities could materially and adversely affect the tax consequences of ownership and disposition of the securities, including the timing and character of income recognized. In addition, the U.S. Treasury Department and the IRS have requested comments on various issues regarding the U.S. federal income tax treatment of "prepaid forward contracts" and similar financial instruments and have indicated that such transactions may be the subject of future regulations or other guidance. Furthermore, members of Congress have proposed legislative changes to the tax treatment of derivative contracts. Any legislation, Treasury regulations or other guidance promulgated after consideration of these issues could materially and adversely affect the tax consequences of an investment in the securities, possibly with retroactive effect.

Non-U.S. Holders. If you are a Non-U.S. Holder (as defined in the accompanying tax supplement), please also read the section entitled "United States Federal Taxation—Tax Consequences to Non-U.S. Holders—Program Securities Not Treated as Debt Instruments" in the accompanying tax supplement.

As discussed under "United States Federal Taxation—Tax Consequences to Non-U.S. Holders—Dividend Equivalents under Section 871(m) of the Code" in the accompanying tax supplement, Section 871(m) of the Internal Revenue Code and Treasury regulations promulgated thereunder ("Section 871(m)") generally impose a 30% withholding tax on dividend equivalents paid or deemed paid to Non-U.S. Holders with respect to certain financial instruments linked to U.S. equities or indices that include U.S. equities. The Treasury regulations, as modified by an IRS notice, exempt financial instruments issued prior to January 1, 2027 that do not have a "delta" of one. Based on certain determinations made by us, we expect that Section 871(m) will not apply to the securities with regard to Non-U.S. Holders. Our determination is not binding on the IRS, and the IRS may disagree with this determination. If necessary, further information regarding the potential application of Section 871(m) will be provided in the final pricing supplement for the securities.

We will not be required to pay any additional amounts with respect to U.S. federal withholding taxes.

You should consult your tax adviser regarding the U.S. federal income tax consequences of an investment in the securities, including possible alternative treatments, as well as tax consequences arising under the laws of any state, local or non-U.S. taxing jurisdiction.

Additional considerations:

Client accounts over which Morgan Stanley, Morgan Stanley Wealth Management or any of their respective subsidiaries have investment discretion are not permitted to purchase the securities, either directly or indirectly.

Supplemental information regarding plan of distribution; conflicts of interest:

MS & Co. expects to sell all of the securities that it purchases from us to an unaffiliated dealer at a price of \$ per security, for further sale to certain fee-based advisory accounts at the price to public of \$1,000 per security. In addition, selected dealers and their financial advisors may receive a structuring fee of up to \$6.25 for each security from the agent or its affiliates. MS & Co. will not receive a sales commission with respect to

Enhanced Trigger Jump Securities

Principal at Risk Securities

the securities. MS & Co., an affiliate of the Issuer, may pay a third party data analytics provider a fee of \$0.50 for each security sold in this offering. MS & Co. is obtaining these analytics at the request of the third party dealer involved with this offering with the third party dealer also designated as a permitted user of the relevant analytics. The Issuer and MS & Co. make no representations or warranties as to use or fitness of the analytics and MS & Co. specifically disclaims liability relating to the analytics.

MS & Co. is an affiliate of MSFL and a wholly owned subsidiary of Morgan Stanley, and it and other affiliates of ours expect to make a profit by selling, structuring and, when applicable, hedging the securities.

MS & Co. will conduct this offering in compliance with the requirements of FINRA Rule 5121 of the Financial Industry Regulatory Authority, Inc., which is commonly referred to as FINRA, regarding a FINRA member firm's distribution of the securities of an affiliate and related conflicts of interest. MS & Co. or any of our other affiliates may not make sales in this offering to any discretionary account. See "Plan of Distribution (Conflicts of Interest)" and "Use of Proceeds and Hedging" in the accompanying product supplement.

Where you can find more information: Morgan Stanley and MSFL have filed a registration statement (including a prospectus, as supplemented by the product supplement, the index supplement and the tax supplement) with the Securities and Exchange Commission (the "SEC") for the offering to which this communication relates. You should read the prospectus in that registration statement, the product supplement, the index supplement, the tax supplement and any other documents relating to this offering that MSFL and Morgan Stanley have filed with the SEC for more complete information about Morgan Stanley and this offering. You may get these documents without cost by visiting EDGAR on the SEC website at www.sec.gov. Alternatively, MSFL, Morgan Stanley, any underwriter or any dealer participating in the offering will arrange to send you the prospectus, the index supplement, the product supplement and the tax supplement if you so request by calling toll-free 1-(800)-584-6837.

Terms used but not defined in this document are defined in the product supplement, in the index supplement, in the tax supplement or in the prospectus. Each of the product supplement, the index supplement, the tax supplement and the prospectus can be accessed via the hyperlinks set forth on the cover of this document.