

JPMORGAN CHASE & CO

FORM 424B2

(Prospectus filed pursuant to Rule 424(b)(2))

Filed 04/08/26

Address	270 PARK AVENUE NEW YORK, NY, 10017
Telephone	2122706000
CIK	0000019617
Symbol	JPM
Fiscal Year	12/31

The information in this preliminary pricing supplement is not complete and may be changed. This preliminary pricing supplement is not an offer to sell nor does it seek an offer to buy these securities in any jurisdiction where the offer or sale is not permitted.
Subject to completion dated April 7, 2026

April , 2026

Registration Statement Nos. 333-270004 and 333-270004-01; Rule 424(b)(2)

J.P.Morgan

JPMorgan Chase Financial Company LLC
Structured Investments

Review Notes Linked to the MerQube US Large-Cap Vol Advantage Index due April 16, 2031

Fully and Unconditionally Guaranteed by JPMorgan Chase & Co.

- The notes are designed for investors who seek early exit prior to maturity at a premium if, on any Review Date, the closing level of the MerQube US Large-Cap Vol Advantage Index, which we refer to as the Index, is at or above the Call Value for that Review Date.
- The earliest date on which an automatic call may be initiated is April 13, 2027.
- Investors should be willing to forgo interest and dividend payments and be willing to accept the risk of losing some or all of their principal amount at maturity.
- **The Index is subject to a 6.0% per annum daily deduction. This daily deduction will offset any appreciation of the futures contracts included in the Index, will heighten any depreciation of those futures contracts and will generally be a drag on the performance of the Index. The Index will trail the performance of an identical index without a deduction. See “Selected Risk Considerations — Risks Relating to the Notes Generally — The Level of the Index Will Include a 6.0% per Annum Daily Deduction” in this pricing supplement.**
- The notes are unsecured and unsubordinated obligations of JPMorgan Chase Financial Company LLC, which we refer to as JPMorgan Financial, the payment on which is fully and unconditionally guaranteed by JPMorgan Chase & Co. **Any payment on the notes is subject to the credit risk of JPMorgan Financial, as issuer of the notes, and the credit risk of JPMorgan Chase & Co., as guarantor of the notes.**
- Minimum denominations of \$1,000 and integral multiples thereof
- The notes are expected to price on or about April 10, 2026 and are expected to settle on or about April 15, 2026.
- CUSIP: 46660RXB5

Investing in the notes involves a number of risks. See “Risk Factors” beginning on page S-2 of the accompanying prospectus supplement, Annex A to the accompanying prospectus addendum, “Risk Factors” beginning on page PS-11 of the accompanying product supplement, “Risk Factors” beginning on page US-4 of the accompanying underlying supplement and “Selected Risk Considerations” beginning on page PS-8 of this pricing supplement.

Neither the Securities and Exchange Commission (the “SEC”) nor any state securities commission has approved or disapproved of the notes or passed upon the accuracy or the adequacy of this pricing supplement or the accompanying product supplement, underlying supplement, prospectus supplement, prospectus and prospectus addendum. Any representation to the contrary is a criminal offense.

	Price to Public (1)(2)	Fees and Commissions (2)(3)	Proceeds to Issuer
Per note	\$1,000	\$	\$
Total	\$	\$	\$

(1) See “Supplemental Use of Proceeds” in this pricing supplement for information about the components of the price to public of the notes.

(2) With respect to notes sold to certain fee-based advisory accounts for which an affiliated or unaffiliated broker-dealer is an investment adviser, the price to the public will not be lower than \$992.50 per \$1,000 principal amount note. J.P. Morgan Securities LLC, which we refer to as JPMS, and these broker-dealers will forgo any selling commissions related to these sales. See “Plan of Distribution (Conflicts of Interest)” in the accompanying product supplement.

(3) With respect to notes sold to brokerage accounts, JPMS, acting as agent for JPMorgan Financial, will pay all of the selling commissions it receives from us to other affiliated or unaffiliated dealers. In no event will these selling commissions exceed \$7.50 per \$1,000 principal amount note. See “Plan of Distribution (Conflicts of Interest)” in the accompanying product supplement.

If the notes priced today, the estimated value of the notes would be approximately \$940.00 per \$1,000 principal amount note. The estimated value of the notes, when the terms of the notes are set, will be provided in the pricing supplement and will not be less than \$920.00 per \$1,000 principal amount note. See “The Estimated Value of the Notes” in this pricing supplement for additional information.

The notes are not bank deposits, are not insured by the Federal Deposit Insurance Corporation or any other governmental agency and are not obligations of, or guaranteed by, a bank.

Key Terms

Issuer: JPMorgan Chase Financial Company LLC, a direct, wholly owned finance subsidiary of JPMorgan Chase & Co.

Guarantor: JPMorgan Chase & Co.

Index: The MerQube US Large-Cap Vol Advantage Index (Bloomberg ticker: MQUSLVA). The level of the Index reflects a deduction of 6.0% per annum that accrues daily.

Call Premium Amount: As specified under “Key Terms Relating to the Call Premium Amount” in this pricing supplement.

Call Value: The Call Value for each Review Date is set forth below:

- first Review Date: at most 100.00% of its Initial Value
- second Review Date: at most 100.00% of its Initial Value
- third Review Date: at most 100.00% of its Initial Value
- fourth Review Date: at most 97.50% of its Initial Value
- fifth Review Date: at most 97.50% of its Initial Value
- sixth Review Date: at most 97.50% of its Initial Value
- seventh Review Date: at most 95.00% of its Initial Value
- eighth Review Date: at most 95.00% of its Initial Value
- ninth Review Date: at most 95.00% of its Initial Value
- tenth Review Date: at most 92.50% of its Initial Value
- eleventh Review Date: at most 92.50% of its Initial Value
- twelfth Review Date: at most 92.50% of its Initial Value
- thirteenth Review Date: at most 90.00% of its Initial Value
- fourteenth Review Date: at most 90.00% of its Initial Value
- fifteenth Review Date: at most 90.00% of its Initial Value
- sixteenth Review Date: at most 87.50% of its Initial Value
- seventeenth Review Date: at most 87.50% of its Initial Value
- eighteenth Review Date: at most 87.50% of its Initial Value
- nineteenth Review Date: at most 85.00% of its Initial Value
- twentieth Review Date: at most 85.00% of its Initial Value
- twenty-first Review Date: at most 85.00% of its Initial Value
- twenty-second Review Date: at most 82.50% of its Initial Value
- twenty-third Review Date: at most 82.50% of its Initial Value
- twenty-fourth Review Date: at most 82.50% of its Initial Value
- twenty-fifth Review Date: at most 80.00% of its Initial Value
- twenty-sixth Review Date: at most 80.00% of its Initial Value
- twenty-seventh Review Date: at most 80.00% of its Initial Value
- twenty-eighth Review Date: at most 77.50% of its Initial Value
- twenty-ninth Review Date: at most 77.50% of its Initial Value
- thirtieth Review Date: at most 77.50% of its Initial Value
- thirty-first Review Date: at most 75.00% of its Initial Value
- thirty-second Review Date: at most 75.00% of its Initial Value
- thirty-third Review Date: at most 75.00% of its Initial Value

Call Settlement Dates*: April 16, 2027, May 13, 2027, June 15, 2027, July 15, 2027, August 13, 2027, September 15, 2027, October 14, 2027, November 16, 2027, December 15, 2027, January 13, 2028, February 15, 2028, March 15, 2028, April 13, 2028, May 15, 2028, June 15, 2028, July 13, 2028, August 15, 2028, September 14, 2028, October 13, 2028, November 15, 2028, December 14, 2028, January 16, 2029, February 15, 2029, March 15, 2029, April 13, 2029, May 15, 2029, June 14, 2029, July 13, 2029, August 15, 2029, September 13, 2029, October 15, 2029, November 15, 2029, December 13, 2029, January 15, 2030, February 14, 2030, March 14, 2030, April 15, 2030, May 15, 2030, June 13, 2030, July 15, 2030, August 15, 2030, September 13, 2030, October 16, 2030, November 14, 2030, December 13, 2030, January 15, 2031, February 13, 2031, March 13, 2031 and the Maturity Date

Maturity Date*: April 16, 2031

Automatic Call:

If the closing level of the Index on any Review Date is greater than or equal to the applicable Call Value, the notes will be automatically called for a cash payment, for each \$1,000 principal amount note, equal to (a) \$1,000 *plus* (b) the Call Premium Amount applicable to that Review Date, payable on the applicable Call Settlement Date. No further payments will be made on the notes.

Payment at Maturity:

If the notes have not been automatically called (and therefore the Final Value is less than the Barrier Amount), your payment at maturity per \$1,000 principal amount note will be calculated as follows:

$$\$1,000 + (\$1,000 \times \text{Index Return})$$

If the notes have not been automatically called (and therefore the Final Value is less than the Barrier Amount), you will lose more than 40.00% of your principal amount at maturity and could lose all of your principal amount at maturity.

Index Return:

$$\frac{(\text{Final Value} - \text{Initial Value})}{\text{Initial Value}}$$

Initial Value: The closing level of the Index on the Pricing Date

Final Value: The closing level of the Index on the final Review Date

* Subject to postponement in the event of a market disruption event and as described under “Supplemental Terms of the Notes — Postponement of a Determination Date — Notes Linked Solely to an Index” in the accompanying underlying supplement and “General Terms of Notes — Postponement of a Payment Date” in the accompanying product supplement

- thirty-fourth Review Date: at most 72.50% of its Initial Value
- thirty-fifth Review Date: at most 72.50% of its Initial Value
- thirty-sixth Review Date: at most 72.50% of its Initial Value
- thirty-seventh Review Date: at most 70.00% of its Initial Value
- thirty-eighth Review Date: at most 70.00% of its Initial Value
- thirty-ninth Review Date: at most 70.00% of its Initial Value
- fortieth Review Date: at most 67.50% of its Initial Value
- forty-first Review Date: at most 67.50% of its Initial Value
- forty-second Review Date: at most 67.50% of its Initial Value
- forty-third Review Date: at most 65.00% of its Initial Value
- forty-fourth Review Date: at most 65.00% of its Initial Value
- forty-fifth Review Date: at most 65.00% of its Initial Value
- forty-sixth Review Date: at most 62.50% of its Initial Value
- forty-seventh Review Date: at most 62.50% of its Initial Value
- forty-eighth Review Date: at most 62.50% of its Initial Value
- final Review Date: at most 60.00% of its Initial Value

(in each case, to be provided in the pricing supplement)

Barrier Amount: 60.00% of the Initial Value

Pricing Date: On or about April 10, 2026

Original Issue Date (Settlement Date): On or about April 15, 2026

Review Dates*: April 13, 2027, May 10, 2027, June 10, 2027, July 12, 2027, August 10, 2027, September 10, 2027, October 11, 2027, November 10, 2027, December 10, 2027, January 10, 2028, February 10, 2028, March 10, 2028, April 10, 2028, May 10, 2028, June 12, 2028, July 10, 2028, August 10, 2028, September 11, 2028, October 10, 2028, November 10, 2028, December 11, 2028, January 10, 2029, February 12, 2029, March 12, 2029, April 10, 2029, May 10, 2029, June 11, 2029, July 10, 2029, August 10, 2029, September 10, 2029, October 10, 2029, November 12, 2029, December 10, 2029, January 10, 2030, February 11, 2030, March 11, 2030, April 10, 2030, May 10, 2030, June 10, 2030, July 10, 2030, August 12, 2030, September 10, 2030, October 10, 2030, November 11, 2030, December 10, 2030, January 10, 2031, February 10, 2031, March 10, 2031 and April 10, 2031 (final Review Date)

Key Terms Relating to the Call Premium Amount

Call Premium Amount: The Call Premium Amount with respect to each Review Date is set forth below:

- first Review Date: at least $17.00000\% \times \$1,000$
- second Review Date: at least $18.41667\% \times \$1,000$
- third Review Date: at least $19.83333\% \times \$1,000$
- fourth Review Date: at least $21.25000\% \times \$1,000$
- fifth Review Date: at least $22.66667\% \times \$1,000$
- sixth Review Date: at least $24.08333\% \times \$1,000$
- seventh Review Date: at least $25.50000\% \times \$1,000$
- eighth Review Date: at least $26.91667\% \times \$1,000$
- ninth Review Date: at least $28.33333\% \times \$1,000$
- tenth Review Date: at least $29.75000\% \times \$1,000$
- eleventh Review Date: at least $31.16667\% \times \$1,000$
- twelfth Review Date: at least $32.58333\% \times \$1,000$
- thirteenth Review Date: at least $34.00000\% \times \$1,000$
- fourteenth Review Date: at least $35.41667\% \times \$1,000$
- fifteenth Review Date: at least $36.83333\% \times \$1,000$
- sixteenth Review Date: at least $38.25000\% \times \$1,000$
- seventeenth Review Date: at least $39.66667\% \times \$1,000$
- eighteenth Review Date: at least $41.08333\% \times \$1,000$
- nineteenth Review Date: at least $42.50000\% \times \$1,000$
- twentieth Review Date: at least $43.91667\% \times \$1,000$
- twenty-first Review Date: at least $45.33333\% \times \$1,000$
- twenty-second Review Date: at least $46.75000\% \times \$1,000$
- twenty-third Review Date: at least $48.16667\% \times \$1,000$
- twenty-fourth Review Date: at least $49.58333\% \times \$1,000$
- twenty-fifth Review Date: at least $51.00000\% \times \$1,000$
- twenty-sixth Review Date: at least $52.41667\% \times \$1,000$
- twenty-seventh Review Date: at least $53.83333\% \times \$1,000$
- twenty-eighth Review Date: at least $55.25000\% \times \$1,000$
- twenty-ninth Review Date: at least $56.66667\% \times \$1,000$
- thirtieth Review Date: at least $58.08333\% \times \$1,000$
- thirty-first Review Date: at least $59.50000\% \times \$1,000$
- thirty-second Review Date: at least $60.91667\% \times \$1,000$
- thirty-third Review Date: at least $62.33333\% \times \$1,000$
- thirty-fourth Review Date: at least $63.75000\% \times \$1,000$
- thirty-fifth Review Date: at least $65.16667\% \times \$1,000$
- thirty-sixth Review Date: at least $66.58333\% \times \$1,000$
- thirty-seventh Review Date: at least $68.00000\% \times \$1,000$
- thirty-eighth Review Date: at least $69.41667\% \times \$1,000$
- thirty-ninth Review Date: at least $70.83333\% \times \$1,000$
- fortieth Review Date: at least $72.25000\% \times \$1,000$
- forty-first Review Date: at least $73.66667\% \times \$1,000$
- forty-second Review Date: at least $75.08333\% \times \$1,000$
- forty-third Review Date: at least $76.50000\% \times \$1,000$
- forty-fourth Review Date: at least $77.91667\% \times \$1,000$
- forty-fifth Review Date: at least $79.33333\% \times \$1,000$
- forty-sixth Review Date: at least $80.75000\% \times \$1,000$
- forty-seventh Review Date: at least $82.16667\% \times \$1,000$
- forty-eighth Review Date: at least $83.58333\% \times \$1,000$
- final Review Date: at least $85.00000\% \times \$1,000$

(in each case, to be provided in the pricing supplement)

The MerQube US Large-Cap Vol Advantage Index

The MerQube US Large-Cap Vol Advantage Index (the “Index”) was developed by MerQube (the “Index Sponsor” and “Index Calculation Agent”), in coordination with JPMS, and is maintained by the Index Sponsor and is calculated and published by the Index Calculation Agent. The Index was established on February 11, 2022. An affiliate of ours currently has a 10% equity interest in the Index Sponsor, with a right to appoint an employee of JPMS, another of our affiliates, as a member of the board of directors of the Index Sponsor.

The Index attempts to provide a dynamic rules-based exposure to an unfunded rolling position in E-mini[®] S&P 500[®] futures (the “Futures Contracts”), which reference the S&P 500[®] Index, while targeting a level of implied volatility, with a maximum exposure to the Futures Contracts of 500% and a minimum exposure to the Futures Contracts of 0%. The Index is subject to a 6.0% per annum daily deduction. The S&P 500[®] Index consists of stocks of 500 companies selected to provide a performance benchmark for the U.S. equity markets. For more information about the Futures Contracts and the S&P 500[®] Index, see “Background on E-mini[®] S&P 500[®] Futures” and “Background on the S&P 500[®] Index,” respectively, in the accompanying underlying supplement.

On each weekly Index rebalance day, the exposure to the Futures Contracts is set equal to (a) the 35% implied volatility target (the “target volatility”) divided by (b) the one-week implied volatility of the SPDR[®] S&P 500[®] ETF Trust (the “SPY Fund”), subject to a maximum exposure of 500%. For example, if the implied volatility of the SPY Fund is equal to 17.5%, the exposure to the Futures Contracts will equal 200% (or 35% / 17.5%) and if the implied volatility of the SPY Fund is equal to 40%, the exposure to the Futures Contracts will equal 87.5% (or 35% / 40%). The Index’s exposure to the Futures Contracts will be greater than 100% when the implied volatility of the SPY Fund is below 35%, and the Index’s exposure to the Futures Contracts will be less than 100% when the implied volatility of the SPY Fund is above 35%. In general, the Index’s target volatility feature is expected to result in the volatility of the Index being more stable over time than if no target volatility feature were employed. No assurance can be provided that the volatility of the Index will be stable at any time.

The investment objective of the SPY Fund is to provide investment results that, before expenses, correspond generally to the price and yield performance of the S&P 500[®] Index. For more information about the SPY Fund, see “Background on the SPDR[®] S&P 500[®] ETF Trust” in the accompanying underlying supplement. The Index uses the implied volatility of the SPY Fund as a proxy for the volatility of the Futures Contracts.

The 6.0% per annum daily deduction will offset any appreciation of the Futures Contracts, will heighten any depreciation of the Futures Contracts and will generally be a drag on the performance of the Index. The Index will trail the performance of an identical index without a deduction.

Holding the estimated value of the notes and market conditions constant, the Call Premium Amounts, the Call Values, the Barrier Amount and the other economic terms available on the notes are more favorable to investors than the terms that would be available on a hypothetical note issued by us linked to an identical index without a daily deduction. However, there can be no assurance that any improvement in the terms of the notes derived from the daily deduction will offset the negative effect of the daily deduction on the performance of the Index. The return on the notes may be lower than the return on a hypothetical note issued by us linked to an identical index without a daily deduction.

The daily deduction and the volatility of the Index (as influenced by the Index’s target volatility feature) are two of the primary variables that affect the economic terms of the notes. Additionally, the daily deduction and volatility of the Index are two of the inputs our affiliates’ internal pricing models use to value the derivative or derivatives underlying the economic terms of the notes for purposes of determining the estimated value of the notes set forth on the cover of this pricing supplement. The daily deduction will effectively reduce the value of the derivative or derivatives underlying the economic terms of the notes. See “The Estimated Value of the Notes” and “Selected Risk Considerations — Risks Relating to the Estimated Value and Secondary Market Prices of the Notes” in this pricing supplement.

The Index is subject to risks associated with the use of significant leverage. In addition, the Index may be significantly uninvested on any given day, and, in that case, will realize only a portion of any gains due to appreciation of the Futures Contracts on that day. The index deduction is deducted daily at a rate of 6.0% per annum, even when the Index is not fully invested.

No assurance can be given that the investment strategy used to construct the Index will achieve its intended results or that the Index will be successful or will outperform any alternative index or strategy that might reference the Futures Contracts.

For additional information about the Index, see “The MerQube Vol Advantage Index Series” in the accompanying underlying supplement.

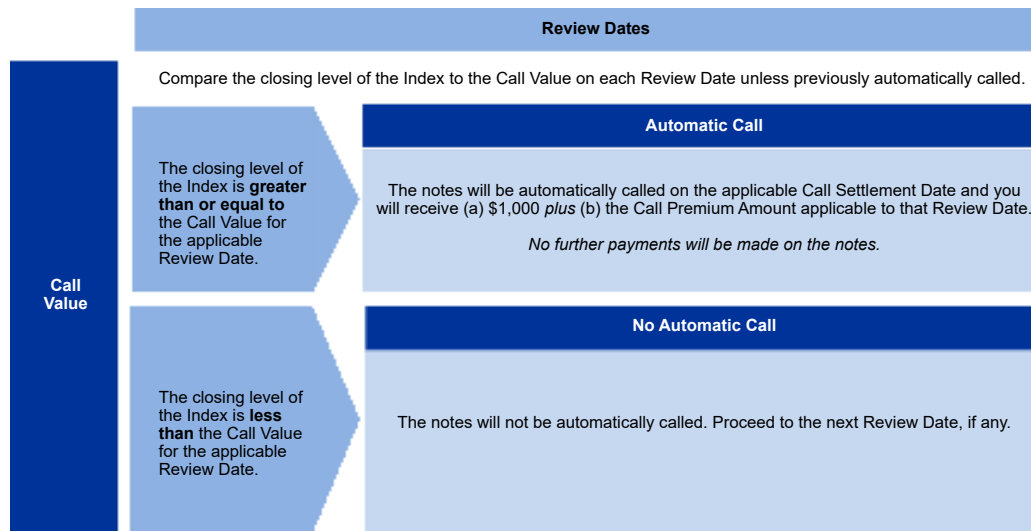
Supplemental Terms of the Notes

The notes are not futures contracts or swaps and are not regulated under the Commodity Exchange Act of 1936, as amended (the "Commodity Exchange Act"). The notes are offered pursuant to an exemption from regulation under the Commodity Exchange Act, commonly known as the hybrid instrument exemption, that is available to securities that have one or more payments indexed to the value, level or rate of one or more commodities, as set out in section 2(f) of that statute. Accordingly, you are not afforded any protection provided by the Commodity Exchange Act or any regulation promulgated by the Commodity Futures Trading Commission.

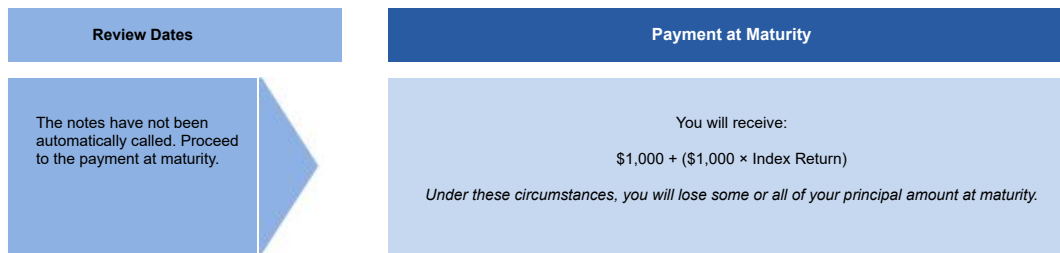
Any value of any underlier, and any values derived therefrom, included in this pricing supplement may be corrected, in the event of manifest error or inconsistency, by amendment of this pricing supplement and the corresponding terms of the notes. Notwithstanding anything to the contrary in the indenture governing the notes, that amendment will become effective without consent of the holders of the notes or any other party.

How the Notes Work

Payment upon an Automatic Call



Payment at Maturity If the Notes Have Not Been Automatically Called



Call Premium Amount

The table below illustrates the hypothetical Call Premium Amount per \$1,000 principal amount note for each Review Date based on the minimum Call Premium Amounts set forth under “Key Terms — Call Premium Amount” above. The actual Call Premium Amounts will be provided in the pricing supplement and will not be less than the minimum Call Premium Amounts set forth under “Key Terms — Call Premium Amount.”

Review Date	Call Premium Amount
First	\$170.0000
Second	\$184.1667
Third	\$198.3333
Fourth	\$212.5000
Fifth	\$226.6667
Sixth	\$240.8333
Seventh	\$255.0000
Eighth	\$269.1667
Ninth	\$283.3333
Tenth	\$297.5000
Eleventh	\$311.6667
Twelfth	\$325.8333
Thirteenth	\$340.0000
Fourteenth	\$354.1667
Fifteenth	\$368.3333
Sixteenth	\$382.5000
Seventeenth	\$396.6667
Eighteenth	\$410.8333
Nineteenth	\$425.0000
Twentieth	\$439.1667
Twenty-First	\$453.3333
Twenty-Second	\$467.5000
Twenty-Third	\$481.6667
Twenty-Fourth	\$495.8333
Twenty-Fifth	\$510.0000
Twenty-Sixth	\$524.1667
Twenty-Seventh	\$538.3333
Twenty-Eighth	\$552.5000
Twenty-Ninth	\$566.6667
Thirtieth	\$580.8333
Thirty-First	\$595.0000
Thirty-Second	\$609.1667
Thirty-Third	\$623.3333
Thirty-Fourth	\$637.5000
Thirty-Fifth	\$651.6667
Thirty-Sixth	\$665.8333
Thirty-Seventh	\$680.0000
Thirty-Eighth	\$694.1667
Thirty-Ninth	\$708.3333
Fortieth	\$722.5000
Forty-First	\$736.6667
Forty-Second	\$750.8333
Forty-Third	\$765.0000
Forty-Fourth	\$779.1667
Forty-Fifth	\$793.3333
Forty-Sixth	\$807.5000
Forty-Seventh	\$821.6667
Forty-Eighth	\$835.8333
Final	\$850.0000

Hypothetical Payout Examples

The following examples illustrate payments on the notes linked to a hypothetical Index, assuming a range of performances for the hypothetical Index on the Review Dates.

In addition, the hypothetical payments set forth below assume the following:

- the notes were sold solely to brokerage accounts;
- an Initial Value of 100.00;
- the Call Values set forth under “Key Terms — Call Value” above;
- a Barrier Amount of 60.00 (equal to 60.00% of the hypothetical Initial Value); and
- the Call Premium Amounts are equal to the minimum Call Premium Amounts set forth under “Key Terms — Call Premium Amount” above.

The hypothetical Initial Value of 100.00 has been chosen for illustrative purposes only and may not represent a likely actual Initial Value. The actual Initial Value will be the closing level of the Index on the Pricing Date and will be provided in the pricing supplement. For historical data regarding the actual closing levels of the Index, please see the historical information set forth under “Hypothetical Back-Tested Data and Historical Information” in this pricing supplement.

Each hypothetical payment set forth below is for illustrative purposes only and may not be the actual payment applicable to a purchaser of the notes. The numbers appearing in the following examples have been rounded for ease of analysis.

Example 1 — Notes are automatically called on the first Review Date.

Date	Closing Level	
First Review Date	110.00	Notes are automatically called
	Total Payment	\$1,170.00 (17.00% return)

Because the closing level of the Index on the first Review Date is greater than or equal to the applicable Call Value, the notes will be automatically called for a cash payment, for each \$1,000 principal amount note, of \$1,170.00 (or \$1,000 *plus* the Call Premium Amount applicable to the first Review Date), payable on the applicable Call Settlement Date. No further payments will be made on the notes.

Example 2 — Notes are automatically called on the final Review Date.

Date	Closing Level	
First Review Date	90.00	Notes NOT automatically called
Second Review Date	85.00	Notes NOT automatically called
Third through Forty-Eighth Review Dates	Less than Call Value	Notes NOT automatically called
Final Review Date	110.00	Notes are automatically called
	Total Payment	\$1,850.00 (85.00% return)

Because the closing level of the Index on each of the first through forty-eighth Review Dates is less than the applicable Call Value, the notes are not automatically called in connection with these Review Dates. However, because the closing level of the Index on the final Review Date is greater than or equal to the applicable Call Value, the notes will be automatically called for a cash payment, for each \$1,000 principal amount note, of \$1,850.00 (or \$1,000 *plus* the Call Premium Amount applicable to the final Review Date), payable on the applicable Call Settlement Date, which is the Maturity Date.

Example 3 — Notes have NOT been automatically called.

Date	Closing Level	
First Review Date	80.00	Notes NOT automatically called
Second Review Date	75.00	Notes NOT automatically called
Third through Forty-Eighth Review Dates	Less than Call Value	Notes NOT automatically called
Final Review Date	50.00	Notes NOT automatically called (and therefore Final Value is less than Barrier Amount)
	Total Payment	\$500.00 (-50.00% return)

Because the notes have not been automatically called (and therefore the Final Value is less than the Barrier Amount) and the Index Return is -50.00%, the payment at maturity will be \$500.00 per \$1,000 principal amount note, calculated as follows:

$\$1,000 + [\$1,000 \times (-50.00\%)] = \500.00

The hypothetical returns and hypothetical payments on the notes shown above apply **only if you hold the notes for their entire term or until automatically called**. These hypotheticals do not reflect the fees or expenses that would be associated with any sale in the secondary market. If these fees and expenses were included, the hypothetical returns and hypothetical payments shown above would likely be lower.

Selected Risk Considerations

An investment in the notes involves significant risks. These risks are explained in more detail in the "Risk Factors" sections of the accompanying prospectus supplement, product supplement and underlying supplement and in Annex A to the accompanying prospectus addendum.

Risks Relating to the Notes Generally

- **YOUR INVESTMENT IN THE NOTES MAY RESULT IN A LOSS —**
The notes do not guarantee any return of principal. If the notes have not been automatically called (and therefore the Final Value is less than the Barrier Amount), you will lose 1% of the principal amount of your notes for every 1% that the Final Value is less than the Initial Value. Accordingly, under these circumstances, you will lose more than 40.00% of your principal amount at maturity and could lose all of your principal amount at maturity.
- **THE LEVEL OF THE INDEX WILL INCLUDE A 6.0% PER ANNUM DAILY DEDUCTION —**
The Index is subject to a 6.0% per annum daily deduction. The level of the Index will trail the value of an identically constituted synthetic portfolio that is not subject to any such deduction.
The index deduction will place a significant drag on the performance of the Index, potentially offsetting positive returns on the Index's investment strategy, exacerbating negative returns of its investment strategy and causing the level of the Index to decline steadily if the return of its investment strategy is relatively flat. The Index will not appreciate unless the return of its investment strategy is sufficient to offset the negative effects of the index deduction, and then only to the extent that the return of its investment strategy is greater than the index deduction. As a result of the index deduction, the level of the Index may decline even if the return of its investment strategy is positive.
The daily deduction is one of the inputs our affiliates' internal pricing models use to value the derivative or derivatives underlying the economic terms of the notes for purposes of determining the estimated value of the notes set forth on the cover of this pricing supplement. The daily deduction will effectively reduce the value of the derivative or derivatives underlying the economic terms of the notes. See "The Estimated Value of the Notes" and "— Risks Relating to the Estimated Value and Secondary Market Prices of the Notes" in this pricing supplement.
- **CREDIT RISKS OF JPMORGAN FINANCIAL AND JPMORGAN CHASE & CO. —**
Investors are dependent on our and JPMorgan Chase & Co.'s ability to pay all amounts due on the notes. Any actual or potential change in our or JPMorgan Chase & Co.'s creditworthiness or credit spreads, as determined by the market for taking that credit risk, is likely to adversely affect the value of the notes. If we and JPMorgan Chase & Co. were to default on our payment obligations, you may not receive any amounts owed to you under the notes and you could lose your entire investment.
- **AS A FINANCE SUBSIDIARY, JPMORGAN FINANCIAL HAS NO INDEPENDENT OPERATIONS AND HAS LIMITED ASSETS —**
As a finance subsidiary of JPMorgan Chase & Co., we have no independent operations beyond the issuance and administration of our securities and the collection of intercompany obligations. Aside from the initial capital contribution from JPMorgan Chase & Co., substantially all of our assets relate to obligations of JPMorgan Chase & Co. to make payments under loans made by us to JPMorgan Chase & Co. or under other intercompany agreements. As a result, we are dependent upon payments from JPMorgan Chase & Co. to meet our obligations under the notes. We are not a key operating subsidiary of JPMorgan Chase & Co. and in a bankruptcy or resolution of JPMorgan Chase & Co. we are not expected to have sufficient resources to meet our obligations in respect of the notes as they come due. If JPMorgan Chase & Co. does not make payments to us and we are unable to make payments on the notes, you may have to seek payment under the related guarantee by JPMorgan Chase & Co., and that guarantee will rank *pari passu* with all other unsecured and unsubordinated obligations of JPMorgan Chase & Co. For more information, see the accompanying prospectus addendum.
- **THE APPRECIATION POTENTIAL OF THE NOTES IS LIMITED TO ANY CALL PREMIUM AMOUNT PAID ON THE NOTES,** regardless of any appreciation of the Index, which may be significant. You will not participate in any appreciation of the Index.
- **THE BENEFIT PROVIDED BY THE BARRIER AMOUNT MAY TERMINATE ON THE FINAL REVIEW DATE —**
If the notes have not been automatically called (and therefore the Final Value is less than the Barrier Amount), the benefit provided by the Barrier Amount will terminate and you will be fully exposed to any depreciation of the Index.
- **THE AUTOMATIC CALL FEATURE MAY FORCE A POTENTIAL EARLY EXIT —**
If your notes are automatically called, the term of the notes may be reduced to as short as approximately one year. There is no guarantee that you would be able to reinvest the proceeds from an investment in the notes at a comparable return for a similar level of risk. Even in cases where the notes are called before maturity, you are not entitled to any fees and commissions described on the front cover of this pricing supplement.
- **THE NOTES DO NOT PAY INTEREST.**
- **YOU WILL NOT RECEIVE DIVIDENDS OR OTHER DISTRIBUTIONS ON THE SECURITIES UNDERLYING THE S&P 500® INDEX OR HAVE ANY RIGHTS WITH RESPECT TO THOSE SECURITIES OR THE FUTURES CONTRACTS UNDERLYING THE INDEX.**
- **THE RISK OF THE CLOSING LEVEL OF THE INDEX FALLING BELOW THE BARRIER AMOUNT IS GREATER IF THE LEVEL OF THE INDEX IS VOLATILE.**

- **JPMS AND ITS AFFILIATES MAY HAVE PUBLISHED RESEARCH, EXPRESSED OPINIONS OR PROVIDED RECOMMENDATIONS THAT ARE INCONSISTENT WITH INVESTING IN OR HOLDING THE NOTES, AND MAY DO SO IN THE FUTURE —**

Any research, opinions or recommendations could affect the market value of the notes. Investors should undertake their own independent investigation of the merits of investing in the notes, the Index and the futures contracts composing the Index.

- **LACK OF LIQUIDITY —**

The notes will not be listed on any securities exchange. Accordingly, the price at which you may be able to trade your notes is likely to depend on the price, if any, at which JPMS is willing to buy the notes. You may not be able to sell your notes. The notes are not designed to be short-term trading instruments. Accordingly, you should be able and willing to hold your notes to maturity.

- **THE FINAL TERMS AND VALUATION OF THE NOTES WILL BE PROVIDED IN THE PRICING SUPPLEMENT —**

You should consider your potential investment in the notes based on the minimums for the estimated value of the notes and the Call Premium Amounts.

Risks Relating to Conflicts of Interest

- **POTENTIAL CONFLICTS —**

We and our affiliates play a variety of roles in connection with the notes. In performing these duties, our and JPMorgan Chase & Co.'s economic interests are potentially adverse to your interests as an investor in the notes. It is possible that hedging or trading activities of ours or our affiliates in connection with the notes could result in substantial returns for us or our affiliates while the value of the notes declines. Please refer to "Risk Factors — Risks Relating to Conflicts of Interest" in the accompanying product supplement.

An affiliate of ours currently has a 10% equity interest in the Index Sponsor, with a right to appoint an employee of JPMS, another of our affiliates, as a member of the board of directors of the Index Sponsor. The Index Sponsor can implement policies, make judgments or enact changes to the Index methodology that could negatively affect the performance of the Index. The Index Sponsor can also alter, discontinue or suspend calculation or dissemination of the Index. Any of these actions could adversely affect the value of the notes. The Index Sponsor has no obligation to consider your interests in calculating, maintaining or revising the Index, and we, JPMS, our other affiliates and our respective employees are under no obligation to consider your interests as an investor in the notes in connection with the role of our affiliate as an owner of an equity interest in the Index Sponsor or the role of an employee of JPMS as a member of the board of directors of the Index Sponsor.

In addition, JPMS worked with the Index Sponsor in developing the guidelines and policies governing the composition and calculation of the Index. Although judgments, policies and determinations concerning the Index were made by JPMS, JPMorgan Chase & Co., as the parent company of JPMS, ultimately controls JPMS. The policies and judgments for which JPMS was responsible could have an impact, positive or negative, on the level of the Index and the value of your notes. JPMS is under no obligation to consider your interests as an investor in the notes in its role in developing the guidelines and policies governing the Index or making judgments that may affect the level of the Index.

Risks Relating to the Estimated Value and Secondary Market Prices of the Notes

- **THE ESTIMATED VALUE OF THE NOTES WILL BE LOWER THAN THE ORIGINAL ISSUE PRICE (PRICE TO PUBLIC) OF THE NOTES —**

The estimated value of the notes is only an estimate determined by reference to several factors. The original issue price of the notes will exceed the estimated value of the notes because costs associated with selling, structuring and hedging the notes are included in the original issue price of the notes. These costs include the selling commissions, if any, the projected profits, if any, that our affiliates expect to realize for assuming risks inherent in hedging our obligations under the notes and the estimated cost of hedging our obligations under the notes. See "The Estimated Value of the Notes" in this pricing supplement.

- **THE ESTIMATED VALUE OF THE NOTES DOES NOT REPRESENT FUTURE VALUES OF THE NOTES AND MAY DIFFER FROM OTHERS' ESTIMATES —**

See "The Estimated Value of the Notes" in this pricing supplement.

- **THE ESTIMATED VALUE OF THE NOTES IS DERIVED BY REFERENCE TO AN INTERNAL FUNDING RATE —**

The internal funding rate used in the determination of the estimated value of the notes may differ from the market-implied funding rate for vanilla fixed income instruments of a similar maturity issued by JPMorgan Chase & Co. or its affiliates. Any difference may be based on, among other things, our and our affiliates' view of the funding value of the notes as well as the higher issuance, operational and ongoing liability management costs of the notes in comparison to those costs for the conventional fixed income instruments of JPMorgan Chase & Co. This internal funding rate is based on certain market inputs and assumptions, which may prove to be incorrect, and is intended to approximate the prevailing market replacement funding rate for the notes. The use of an internal funding rate and any potential changes to that rate may have an adverse effect on the terms of the notes and any secondary market prices of the notes. See "The Estimated Value of the Notes" in this pricing supplement.

- **THE VALUE OF THE NOTES AS PUBLISHED BY JPMS (AND WHICH MAY BE REFLECTED ON CUSTOMER ACCOUNT STATEMENTS) MAY BE HIGHER THAN THE THEN-CURRENT ESTIMATED VALUE OF THE NOTES FOR A LIMITED TIME PERIOD —**

We generally expect that some of the costs included in the original issue price of the notes will be partially paid back to you in connection with any repurchases of your notes by JPMS in an amount that will decline to zero over an initial predetermined period. See "Secondary Market Prices of the Notes" in this pricing supplement for additional information relating to this initial period. Accordingly, the estimated value of your notes during this initial period may be lower than the value of the notes as published by JPMS (and which may be shown on your customer account statements).

- SECONDARY MARKET PRICES OF THE NOTES WILL LIKELY BE LOWER THAN THE ORIGINAL ISSUE PRICE OF THE NOTES —**
 Any secondary market prices of the notes will likely be lower than the original issue price of the notes because, among other things, secondary market prices take into account our internal secondary market funding rates for structured debt issuances and, also, because secondary market prices may exclude selling commissions, if any, projected hedging profits, if any, and estimated hedging costs that are included in the original issue price of the notes. As a result, the price, if any, at which JPMS will be willing to buy the notes from you in secondary market transactions, if at all, is likely to be lower than the original issue price. Any sale by you prior to the Maturity Date could result in a substantial loss to you.
- SECONDARY MARKET PRICES OF THE NOTES WILL BE IMPACTED BY MANY ECONOMIC AND MARKET FACTORS —**
 The secondary market price of the notes during their term will be impacted by a number of economic and market factors, which may either offset or magnify each other, aside from the selling commissions, if any, projected hedging profits, if any, estimated hedging costs and the level of the Index. Additionally, independent pricing vendors and/or third party broker-dealers may publish a price for the notes, which may also be reflected on customer account statements. This price may be different (higher or lower) than the price of the notes, if any, at which JPMS may be willing to purchase your notes in the secondary market. See “Risk Factors — Risks Relating to the Estimated Value and Secondary Market Prices of the Notes — Secondary market prices of the notes will be impacted by many economic and market factors” in the accompanying product supplement.

Risks Relating to the Index

- JPMORGAN CHASE & CO. IS CURRENTLY ONE OF THE COMPANIES THAT MAKE UP THE S&P 500® INDEX,**
 but JPMorgan Chase & Co. will not have any obligation to consider your interests in taking any corporate action that might affect the level of the S&P 500® Index.
- THE INDEX MAY NOT BE SUCCESSFUL OR OUTPERFORM ANY ALTERNATIVE STRATEGY THAT MIGHT BE EMPLOYED IN RESPECT OF THE FUTURES CONTRACTS —**
 No assurance can be given that the investment strategy on which the Index is based will be successful or that the Index will outperform any alternative strategy that might be employed with respect to the Futures Contracts.
- THE INDEX MAY NOT APPROXIMATE ITS TARGET VOLATILITY —**
 No assurance can be given that the Index will maintain an annualized realized volatility that approximates its target volatility of 35%. The Index’s target volatility is a level of implied volatility and therefore the actual realized volatility of the Index may be greater or less than the target volatility. On each weekly Index rebalance day, the Index’s exposure to the Futures Contracts is set equal to (a) the 35% implied volatility target divided by (b) the one-week implied volatility of the SPY Fund, subject to a maximum exposure of 500%. The Index uses the implied volatility of the SPY Fund as a proxy for the volatility of the Futures Contracts. However, there is no guarantee that the methodology used by the Index to determine the implied volatility of the SPY Fund will be representative of the implied or realized volatility of the Futures Contracts. The performance of the SPY Fund may not correlate with the performance of the Futures Contracts, particularly during periods of market volatility. In addition, the volatility of the Futures Contracts on any day may change quickly and unexpectedly and realized volatility may differ significantly from implied volatility. In general, over time, the realized volatilities of the SPY Fund and the Futures Contracts have tended to be lower than their respective implied volatilities; however, at any time those realized volatilities may exceed their respective implied volatilities, particularly during periods of market volatility. Accordingly, the actual annualized realized volatility of the Index may be greater than or less than the target volatility, which may adversely affect the level of the Index and the value of the notes.
- THE INDEX IS SUBJECT TO RISKS ASSOCIATED WITH THE USE OF SIGNIFICANT LEVERAGE —**
 On a weekly Index rebalance day, the Index will employ leverage to increase the exposure of the Index to the Futures Contracts if the implied volatility of the SPY Fund is below 35%, subject to a maximum exposure of 500%. Under normal market conditions in the past, the SPY Fund has tended to exhibit an implied volatility below 35%. Accordingly, the Index has generally employed leverage in the past, except during periods of elevated volatility. When leverage is employed, any movements in the prices of the Futures Contracts will result in greater changes in the level of the Index than if leverage were not used. In particular, the use of leverage will magnify any negative performance of the Futures Contracts, which, in turn, would negatively affect the performance of the Index. Because the Index’s leverage is adjusted only on a weekly basis, in situations where a significant increase in volatility is accompanied by a significant decline in the value of the Futures Contracts, the level of the Index may decline significantly before the following Index rebalance day when the Index’s exposure to the Futures Contracts would be reduced.
- THE INDEX MAY BE SIGNIFICANTLY UNINVESTED —**
 On a weekly Index rebalance day, the Index’s exposure to the Futures Contracts will be less than 100% when the implied volatility of the SPY Fund is above 35%. If the Index’s exposure to the Futures Contracts is less than 100%, the Index will not be fully invested, and any uninvested portion will earn no return. The Index may be significantly uninvested on any given day, and will realize only a portion of any gains due to appreciation of the Futures Contracts on any such day. The 6.0% per annum deduction is deducted daily, even when the Index is not fully invested.
- THE INDEX MAY BE ADVERSELY AFFECTED IF LATER FUTURES CONTRACTS HAVE HIGHER PRICES THAN AN EXPIRING FUTURES CONTRACT INCLUDED IN THE INDEX —**
 As the Futures Contracts included in the Index come to expiration, they are replaced by Futures Contracts that expire three months later. This is accomplished by synthetically selling the expiring Futures Contract and synthetically purchasing the Futures Contract that expires three months from that time. This process is referred to as “rolling.” Excluding other considerations, if the market for the Futures Contracts is in “contango,” where the prices are higher in the distant delivery months than in the nearer delivery months, the purchase of the later Futures Contract would take place at a price that is higher than the price of the expiring Futures Contract, thereby creating a negative “roll yield.” In addition, excluding other considerations, if the market for the Futures Contracts is in “backwardation,” where the prices are lower in the distant delivery months than in the nearer delivery months, the purchase of the later Futures Contract would take place at a price that is lower than the price of the expiring Futures Contract, thereby creating a positive “roll yield.” The presence of contango in the market for the Futures Contracts could adversely affect the level of the Index and, accordingly, any payment on the notes.

- **THE INDEX IS AN EXCESS RETURN INDEX THAT DOES NOT REFLECT “TOTAL RETURNS” —**
 The Index is an excess return index that does not reflect total returns. The return from investing in futures contracts derives from three sources: (a) changes in the price of the relevant futures contracts (which is known as the “price return”); (b) any profit or loss realized when rolling the relevant futures contracts (which is known as the “roll return”); and (c) any interest earned on the cash deposited as collateral for the purchase of the relevant futures contracts (which is known as the “collateral return”). The Index measures the returns accrued from investing in uncollateralized futures contracts (i.e., the sum of the price return and the roll return associated with an investment in the Futures Contracts). By contrast, a total return index, in addition to reflecting those returns, would also reflect interest that could be earned on funds committed to the trading of the Futures Contracts (i.e., the collateral return associated with an investment in the Futures Contracts). Investing in the notes will not generate the same return as would be generated from investing in a total return index related to the Futures Contracts.
- **CONCENTRATION RISKS ASSOCIATED WITH THE INDEX MAY ADVERSELY AFFECT THE VALUE OF YOUR NOTES —**
 The Index generally provides exposure to a single futures contract on the S&P 500® Index that trades on the Chicago Mercantile Exchange. Accordingly, the notes are less diversified than other funds, investment portfolios or indices investing in or tracking a broader range of products and, therefore, could experience greater volatility. You should be aware that other indices may be more diversified than the Index in terms of both the number and variety of futures contracts. You will not benefit, with respect to the notes, from any of the advantages of a diversified investment and will bear the risks of a highly concentrated investment.
- **THE INDEX IS SUBJECT TO SIGNIFICANT RISKS ASSOCIATED WITH FUTURES CONTRACTS, INCLUDING VOLATILITY —**
 The Index tracks the returns of futures contracts. The price of a futures contract depends not only on the price of the underlying asset referenced by the futures contract, but also on a range of other factors, including but not limited to changing supply and demand relationships, interest rates, governmental and regulatory policies and the policies of the exchanges on which the futures contracts trade. In addition, the futures markets are subject to temporary distortions or other disruptions due to various factors, including the lack of liquidity in the markets, the participation of speculators and government regulation and intervention. These factors and others can cause the prices of futures contracts to be volatile.
- **SUSPENSION OR DISRUPTIONS OF MARKET TRADING IN FUTURES CONTRACTS MAY ADVERSELY AFFECT THE VALUE OF YOUR NOTES —**
 Futures markets like the Chicago Mercantile Exchange, the market for the Futures Contracts, are subject to temporary distortions or other disruptions due to various factors, including the lack of liquidity in the markets, the participation of speculators, and government regulation and intervention. In addition, futures exchanges have regulations that limit the amount of fluctuation in some futures contract prices that may occur during a single day. These limits are generally referred to as “daily price fluctuation limits” and the maximum or minimum price of a contract on any given day as a result of these limits is referred to as a “limit price.” Once the limit price has been reached in a particular contract, no trades may be made at a price beyond the limit, or trading may be limited for a set period of time. Limit prices have the effect of precluding trading in a particular contract or forcing the liquidation of contracts at potentially disadvantageous times or prices. These circumstances could affect the level of the Index and therefore could affect adversely the value of your notes.
- **THE OFFICIAL SETTLEMENT PRICE AND INTRADAY TRADING PRICES OF THE RELEVANT FUTURES CONTRACTS MAY NOT BE READILY AVAILABLE —**
 The official settlement price and intraday trading prices of the Futures Contracts are calculated and published by the Chicago Mercantile Exchange and are used to calculate the levels of the Index. Any disruption in trading of the Futures Contracts could delay the release or availability of the official settlement price and intraday trading prices and may delay or prevent the calculation of the Index.
- **CHANGES IN THE MARGIN REQUIREMENTS FOR THE FUTURES CONTRACTS INCLUDED IN THE INDEX MAY ADVERSELY AFFECT THE VALUE OF THE NOTES —**
 Futures exchanges require market participants to post collateral in order to open and to keep open positions in futures contracts. If an exchange changes the amount of collateral required to be posted to hold positions in the Futures Contracts, market participants may adjust their positions, which may affect the prices of the Futures Contracts. As a result, the level of the Index may be affected, which may adversely affect the value of the notes.
- **HYPOTHETICAL BACK-TESTED DATA RELATING TO THE INDEX DO NOT REPRESENT ACTUAL HISTORICAL DATA AND ARE SUBJECT TO INHERENT LIMITATIONS —**
 The hypothetical back-tested performance of the Index set forth under “Hypothetical Back-Tested Data and Historical Information” in this pricing supplement is purely theoretical and does not represent the actual historical performance of the Index and has not been verified by an independent third party. Hypothetical back-tested performance measures have inherent limitations. Hypothetical back-tested performance is derived by means of the retroactive application of a back-tested model that has been designed with the benefit of hindsight. Alternative modelling techniques might produce significantly different results and may prove to be more appropriate. Past performance, and especially hypothetical back-tested performance, is not indicative of future results. This type of information has inherent limitations and you should carefully consider these limitations before placing reliance on such information.
- **OTHER KEY RISKS:**

 - THE INDEX WAS ESTABLISHED ON FEBRUARY 11, 2022 AND MAY PERFORM IN UNANTICIPATED WAYS.
 - HISTORICAL PERFORMANCE OF THE INDEX SHOULD NOT BE TAKEN AS AN INDICATION OF THE FUTURE PERFORMANCE OF THE INDEX DURING THE TERM OF THE NOTES.

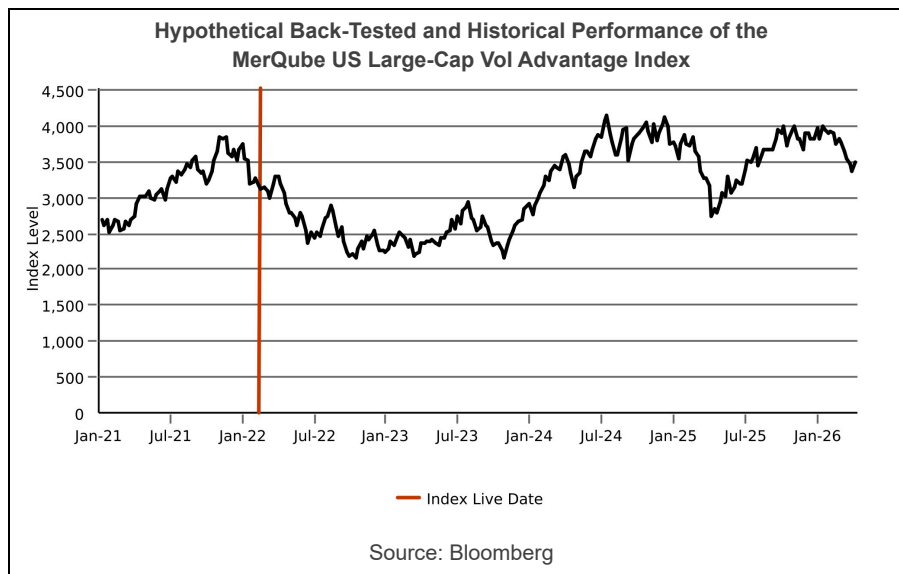
Please refer to the “Risk Factors” section of the accompanying underlying supplement for more details regarding the above-listed and other risks.

Hypothetical Back-Tested Data and Historical Information

The following graph sets forth the hypothetical back-tested performance of the Index based on the hypothetical back-tested weekly closing levels of the Index from January 8, 2021 through February 4, 2022, and the historical performance of the Index based on the weekly historical closing levels of the Index from February 11, 2022 through April 2, 2026. The Index was established on February 11, 2022, as represented by the vertical line in the following graph. All data to the left of that vertical line reflect hypothetical back-tested performance of the Index. All data to the right of that vertical line reflect actual historical performance of the Index. The closing level of the Index on April 6, 2026 was 3,505.24. We obtained the closing levels above and below from the Bloomberg Professional[®] service ("Bloomberg"), without independent verification.

The data for the hypothetical back-tested performance of the Index set forth in the following graph are purely theoretical and do not represent the actual historical performance of the Index. See "Selected Risk Considerations — Risks Relating to the Index — Hypothetical Back-Tested Data Relating to the Index Do Not Represent Actual Historical Data and Are Subject to Inherent Limitations" above.

The hypothetical back-tested and historical closing levels of the Index should not be taken as an indication of future performance, and no assurance can be given as to the closing level of the Index on the Pricing Date or any Review Date. There can be no assurance that the performance of the Index will result in the return of any of your principal amount.



The hypothetical back-tested closing levels of the Index have inherent limitations and have not been verified by an independent third party. These hypothetical back-tested closing levels are determined by means of a retroactive application of a back-tested model designed with the benefit of hindsight. Hypothetical back-tested results are neither an indicator nor a guarantee of future returns. No representation is made that an investment in the notes will or is likely to achieve returns similar to those shown. Alternative modeling techniques or assumptions would produce different hypothetical back-tested closing levels of the Index that might prove to be more appropriate and that might differ significantly from the hypothetical back-tested closing levels of the Index set forth above.

Tax Treatment

You should review carefully the section entitled “Material U.S. Federal Income Tax Consequences” in the accompanying product supplement no. 4-I. The following discussion, when read in combination with that section, constitutes the full opinion of our special tax counsel, Davis Polk & Wardwell LLP, regarding the material U.S. federal income tax consequences of owning and disposing of notes.

Based on current market conditions, in the opinion of our special tax counsel it is reasonable to treat the notes as “open transactions” that are not debt instruments for U.S. federal income tax purposes, as more fully described in “Material U.S. Federal Income Tax Consequences — Tax Consequences to U.S. Holders — Notes Treated as Open Transactions That Are Not Debt Instruments” in the accompanying product supplement. Assuming this treatment is respected, the gain or loss on your notes should be treated as long-term capital gain or loss if you hold your notes for more than a year, whether or not you are an initial purchaser of notes at the issue price. However, the IRS or a court may not respect this treatment, in which case the timing and character of any income or loss on the notes could be materially and adversely affected. In addition, in 2007 Treasury and the IRS released a notice requesting comments on the U.S. federal income tax treatment of “prepaid forward contracts” and similar instruments. The notice focuses in particular on whether to require investors in these instruments to accrue income over the term of their investment. It also asks for comments on a number of related topics, including the character of income or loss with respect to these instruments; the relevance of factors such as the nature of the underlying property to which the instruments are linked; the degree, if any, to which income (including any mandated accruals) realized by non-U.S. investors should be subject to withholding tax; and whether these instruments are or should be subject to the “constructive ownership” regime, which very generally can operate to recharacterize certain long-term capital gain as ordinary income and impose a notional interest charge. While the notice requests comments on appropriate transition rules and effective dates, any Treasury regulations or other guidance promulgated after consideration of these issues could materially and adversely affect the tax consequences of an investment in the notes, possibly with retroactive effect. You should consult your tax adviser regarding the U.S. federal income tax consequences of an investment in the notes, including possible alternative treatments and the issues presented by this notice.

Section 871(m) of the Code and Treasury regulations promulgated thereunder (“Section 871(m)”) generally impose a 30% withholding tax (unless an income tax treaty applies) on dividend equivalents paid or deemed paid to Non-U.S. Holders with respect to certain financial instruments linked to U.S. equities or indices that include U.S. equities. Section 871(m) provides certain exceptions to this withholding regime, including for instruments linked to certain broad-based indices that meet requirements set forth in the applicable Treasury regulations. Additionally, a recent IRS notice excludes from the scope of Section 871(m) instruments issued prior to January 1, 2027 that do not have a delta of one with respect to underlying securities that could pay U.S.-source dividends for U.S. federal income tax purposes (each an “Underlying Security”). Based on certain determinations made by us, we expect that Section 871(m) will not apply to the notes with regard to Non-U.S. Holders. Our determination is not binding on the IRS, and the IRS may disagree with this determination. Section 871(m) is complex and its application may depend on your particular circumstances, including whether you enter into other transactions with respect to an Underlying Security. If necessary, further information regarding the potential application of Section 871(m) will be provided in the pricing supplement for the notes. You should consult your tax adviser regarding the potential application of Section 871(m) to the notes.

The Estimated Value of the Notes

The estimated value of the notes set forth on the cover of this pricing supplement is equal to the sum of the values of the following hypothetical components: (1) a fixed-income debt component with the same maturity as the notes, valued using the internal funding rate described below, and (2) the derivative or derivatives underlying the economic terms of the notes. The estimated value of the notes does not represent a minimum price at which JPMS would be willing to buy your notes in any secondary market (if any exists) at any time. The internal funding rate used in the determination of the estimated value of the notes may differ from the market-implied funding rate for vanilla fixed income instruments of a similar maturity issued by JPMorgan Chase & Co. or its affiliates. Any difference may be based on, among other things, our and our affiliates’ view of the funding value of the notes as well as the higher issuance, operational and ongoing liability management costs of the notes in comparison to those costs for the conventional fixed income instruments of JPMorgan Chase & Co. This internal funding rate is based on certain market inputs and assumptions, which may prove to be incorrect, and is intended to approximate the prevailing market replacement funding rate for the notes. The use of an internal funding rate and any potential changes to that rate may have an adverse effect on the terms of the notes and any secondary market prices of the notes. For additional information, see “Selected Risk Considerations — Risks Relating to the Estimated Value and Secondary Market Prices of the Notes — The Estimated Value of the Notes Is Derived by Reference to an Internal Funding Rate” in this pricing supplement.

The value of the derivative or derivatives underlying the economic terms of the notes is derived from internal pricing models of our affiliates. These models are dependent on inputs such as the traded market prices of comparable derivative instruments and on various other inputs, some of which are market-observable, and which can include volatility, dividend rates, interest rates and other factors, as well as assumptions about future market events and/or environments. Accordingly, the estimated value of the notes is determined when the terms of the notes are set based on market conditions and other relevant factors and assumptions existing at that time.

The estimated value of the notes does not represent future values of the notes and may differ from others' estimates. Different pricing models and assumptions could provide valuations for the notes that are greater than or less than the estimated value of the notes. In addition, market conditions and other relevant factors in the future may change, and any assumptions may prove to be incorrect. On future dates, the value of the notes could change significantly based on, among other things, changes in market conditions, our or JPMorgan Chase & Co.'s creditworthiness, interest rate movements and other relevant factors, which may impact the price, if any, at which JPMS would be willing to buy notes from you in secondary market transactions.

The estimated value of the notes will be lower than the original issue price of the notes because costs associated with selling, structuring and hedging the notes are included in the original issue price of the notes. These costs include the selling commissions, if any, paid to JPMS and other affiliated or unaffiliated dealers, the projected profits, if any, that our affiliates expect to realize for assuming risks inherent in hedging our obligations under the notes and the estimated cost of hedging our obligations under the notes. Because hedging our obligations entails risk and may be influenced by market forces beyond our control, this hedging may result in a profit that is more or less than expected, or it may result in a loss. A portion of the profits, if any, realized in hedging our obligations under the notes sold to brokerage accounts may be allowed to other affiliated or unaffiliated dealers, and we or one or more of our affiliates will retain any remaining hedging profits. See "Selected Risk Considerations — Risks Relating to the Estimated Value and Secondary Market Prices of the Notes — The Estimated Value of the Notes Will Be Lower Than the Original Issue Price (Price to Public) of the Notes" in this pricing supplement.

Secondary Market Prices of the Notes

For information about factors that will impact any secondary market prices of the notes, see "Risk Factors — Risks Relating to the Estimated Value and Secondary Market Prices of the Notes — Secondary market prices of the notes will be impacted by many economic and market factors" in the accompanying product supplement. In addition, we generally expect that some of the costs included in the original issue price of the notes will be partially paid back to you in connection with any repurchases of your notes by JPMS in an amount that will decline to zero over an initial predetermined period. These costs can include selling commissions, if any, projected hedging profits, if any, and, in some circumstances, estimated hedging costs and our internal secondary market funding rates for structured debt issuances. This initial predetermined time period is intended to be the shorter of six months and one-half of the stated term of the notes. The length of any such initial period reflects the structure of the notes, whether our affiliates expect to earn a profit in connection with our hedging activities, the estimated costs of hedging the notes and when these costs are incurred, as determined by our affiliates. See "Selected Risk Considerations — Risks Relating to the Estimated Value and Secondary Market Prices of the Notes — The Value of the Notes as Published by JPMS (and Which May Be Reflected on Customer Account Statements) May Be Higher Than the Then-Current Estimated Value of the Notes for a Limited Time Period" in this pricing supplement.

Supplemental Use of Proceeds

The notes are offered to meet investor demand for products that reflect the risk-return profile and market exposure provided by the notes. See "How the Notes Work" and "Hypothetical Payout Examples" in this pricing supplement for an illustration of the risk-return profile of the notes and "The MerQube US Large-Cap Vol Advantage Index" in this pricing supplement for a description of the market exposure provided by the notes.

The original issue price of the notes is equal to the estimated value of the notes plus the selling commissions, if any, paid to JPMS and other affiliated or unaffiliated dealers, plus (minus) the projected profits (losses) that our affiliates expect to realize for assuming risks inherent in hedging our obligations under the notes, plus the estimated cost of hedging our obligations under the notes.

Supplemental Plan of Distribution

With respect to notes sold to certain fee-based advisory accounts for which an affiliated or unaffiliated broker-dealer is an investment adviser, the price to the public will not be lower than \$992.50 per \$1,000 principal amount note. JPMS and these broker-dealers will forgo any selling commissions related to these sales. See "Plan of Distribution (Conflicts of Interest)" in the accompanying product supplement.

With respect to notes sold to brokerage accounts, JPMS, acting as agent for JPMorgan Financial, will pay all of the selling commissions it receives from us to other affiliated or unaffiliated dealers. In no event will these selling commissions exceed \$7.50 per \$1,000 principal amount note. See "Plan of Distribution (Conflicts of Interest)" in the accompanying product supplement.

Additional Terms Specific to the Notes

You may revoke your offer to purchase the notes at any time prior to the time at which we accept such offer by notifying the applicable agent. We reserve the right to change the terms of, or reject any offer to purchase, the notes prior to their issuance. In the event of any changes to the terms of the notes, we will notify you and you will be asked to accept such changes in connection with your purchase. You may also choose to reject such changes, in which case we may reject your offer to purchase.

You should read this pricing supplement together with the accompanying prospectus, as supplemented by the accompanying prospectus supplement relating to our Series A medium-term notes of which these notes are a part, the accompanying prospectus addendum and the more detailed information contained in the accompanying product supplement and the accompanying underlying supplement. This pricing supplement, together with the documents listed below, contains the terms of the notes and supersedes all other prior or contemporaneous oral statements as well as any other written materials including preliminary or indicative pricing terms, correspondence, trade ideas, structures for implementation, sample structures, fact sheets, brochures or other educational materials of ours. You should carefully consider, among other things, the matters set forth in the "Risk Factors" sections of the accompanying prospectus supplement, the accompanying product supplement and the accompanying underlying supplement and in Annex A to the accompanying prospectus addendum, as the notes involve risks not associated with conventional debt securities. We urge you to consult your investment, legal, tax, accounting and other advisers before you invest in the notes.

You may access these documents on the SEC website at www.sec.gov as follows (or if such address has changed, by reviewing our filings for the relevant date on the SEC website):

- Product supplement no. 4-I dated April 13, 2023:
http://www.sec.gov/Archives/edgar/data/19617/000121390023029539/ea152803_424b2.pdf
- Underlying supplement no. 5-III dated March 5, 2025:
http://www.sec.gov/Archives/edgar/data/19617/000121390025020799/ea0233342-01_424b2.pdf
- Prospectus supplement and prospectus, each dated April 13, 2023:
http://www.sec.gov/Archives/edgar/data/19617/000095010323005751/crt_dp192097-424b2.pdf
- Prospectus addendum dated June 3, 2024:
http://www.sec.gov/Archives/edgar/data/1665650/000095010324007599/dp211753_424b3.htm

Our Central Index Key, or CIK, on the SEC website is 1665650, and JPMorgan Chase & Co.'s CIK is 19617. As used in this pricing supplement, "we," "us" and "our" refer to JPMorgan Financial.